EFFEGIBREVETTI



WINCH SERIES

EFFEGIBREVETTI

effegibrevetti.com

WINCH

Meccanismo di apertura per ante a ribalta
Openig mechanism for flap doors

Winch è un meccanismo di apertura per ante a ribalta, sia cieche sia a telaio, progettato per garantire comfort e praticità. Può essere installato sul lato interno della spalla tramite viti oppure incassato in una fresata. L'apertura è ammortizzata, mentre lunghezza del cavo e forza della molla sono regolabili. Un sistema brevettato compensa il peso dell'anta in chiusura, riducendo al minimo lo sforzo dell'utente.

Winch is an opening mechanism for solid and framed flap doors, designed to ensure comfort and ease of use. It can be mounted on the inner side panel with screws or recessed into a milled housing. Opening is damped, while cable length and spring strength are adjustable. A patented system compensates for the door's weight during closing, minimizing user effort.

LAVORAZIONI SPALLA MONTAGGIO ESTERNO
SIDE PANEL'S MACHINING EXTERNAL MOUNTING

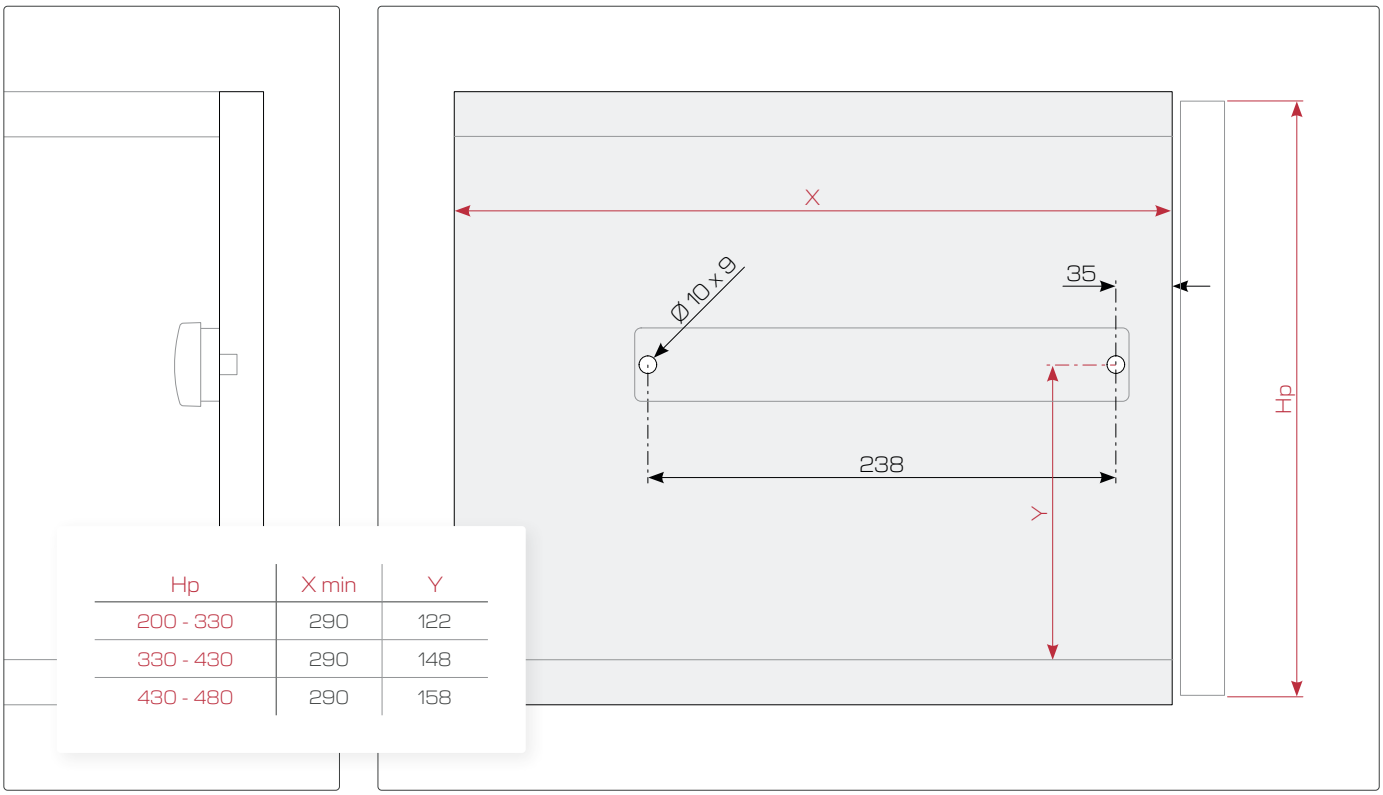

Hp	X min	Y
200 - 330	290	122
330 - 430	290	148
430 - 480	290	158

LAVORAZIONI SPALLA MONTAGGIO INCASSATO
SIDE PANEL'S MACHINING CONCEALED MOUNTING

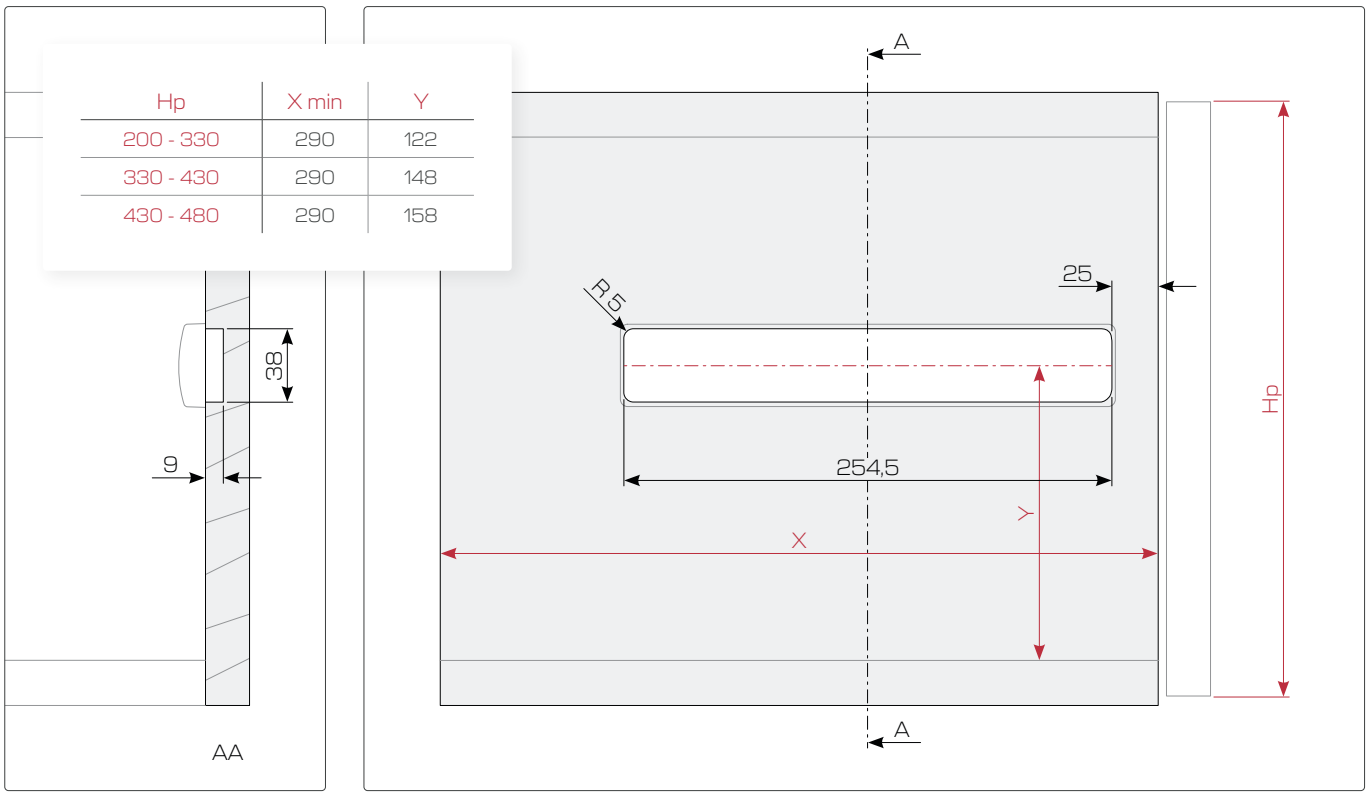

Hp	X min	Y
200 - 330	290	122
330 - 430	290	148
430 - 480	290	158

LAVORAZIONI ANTA ATTACCO ESTERNO
DOOR'S MACHINING EXTERNAL DOOR'S CONNECTION

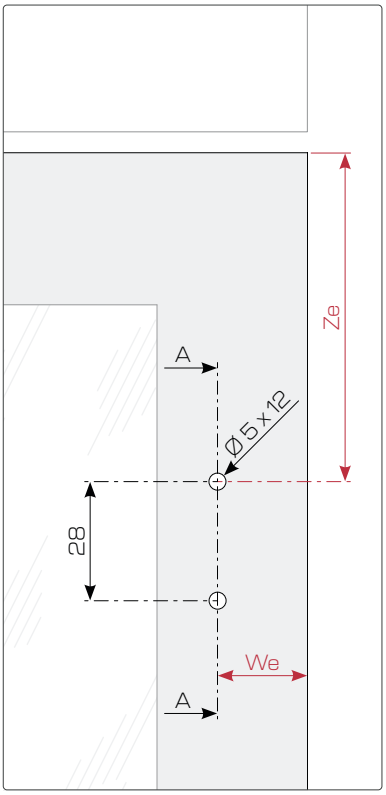

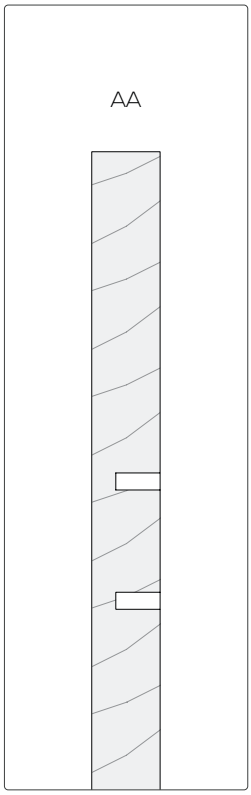

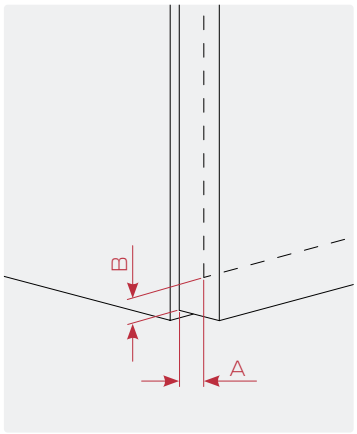

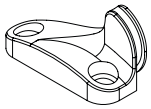

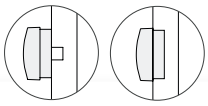

Hp	Ze	We	We
200 - 330	B + 104	A + 21	A + 12
330 - 430	B + 130	A + 21	A + 12
430 - 480	B + 140	A + 21	A + 12

LAVORAZIONI ANTA ATTACCO INCASSATO
DOOR'S MACHINING CONCEALED DOOR'S CONNECTION

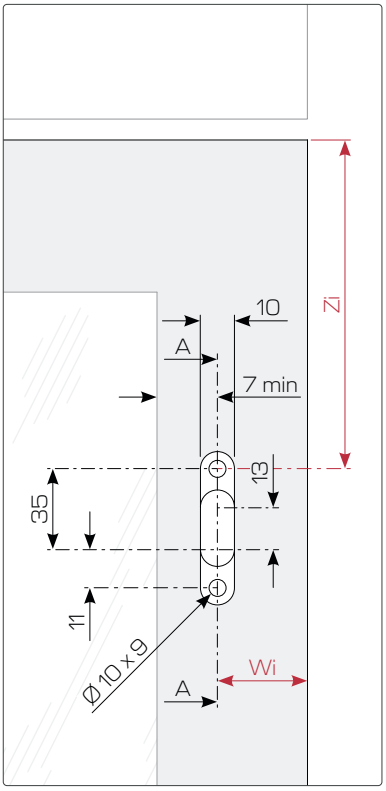

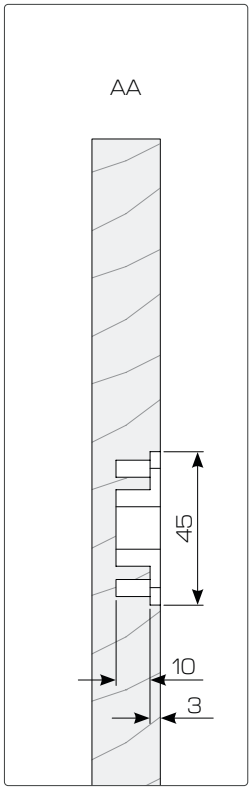

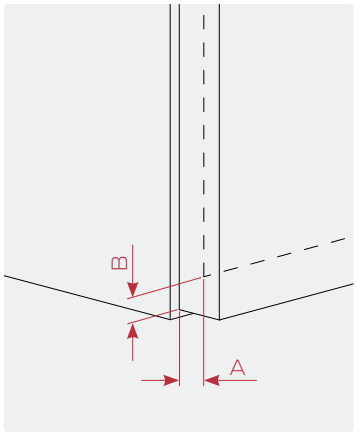

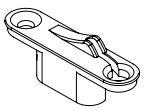

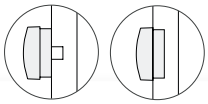

Hp	Zi	Wi	Wi
200 - 330	B + 111	A + 16	A + 7
330 - 430	B + 137	A + 16	A + 7
430 - 480	B + 147	A + 16	A + 7

LAVORAZIONI ANTA PROFILO ALLUMINIO
DOOR'S MACHINING ALUMINUM PROFILE

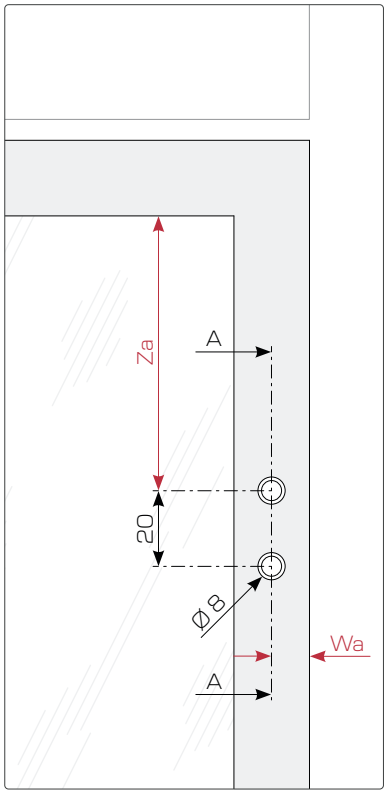

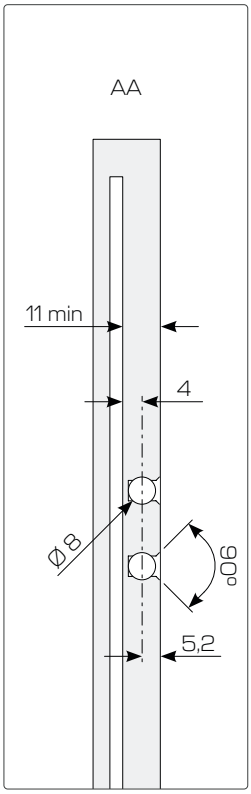

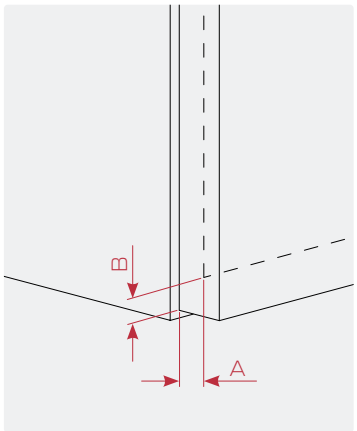

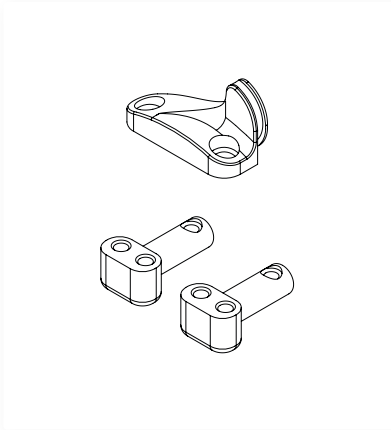

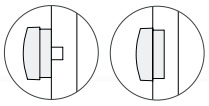

Hp	Za	Wa	Wa
200 - 330	B + 108	A + 2	A - 7
330 - 430	B + 134	A + 2	A - 7
430 - 480	B + 144	A + 2	A - 7

MONTAGGIO ATTACCHI ANTA
DOOR'S CONNECTIONS MOUNTING

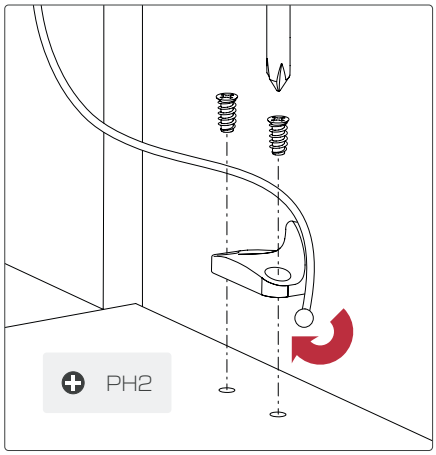

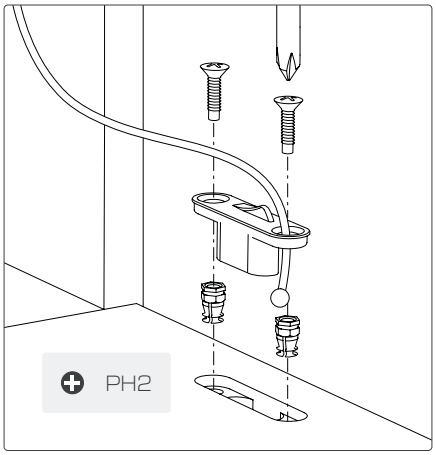

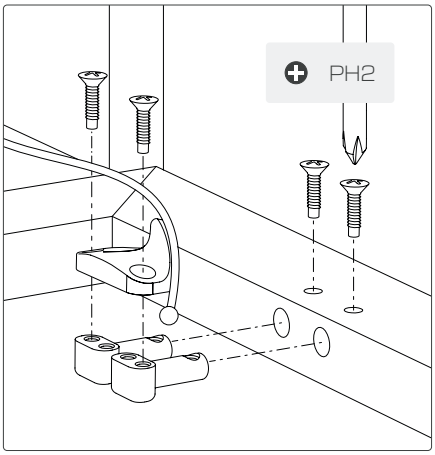

MONTAGGIO ESTERNO MECCANISMO
EXTERNAL MECHANISM MOUNTING

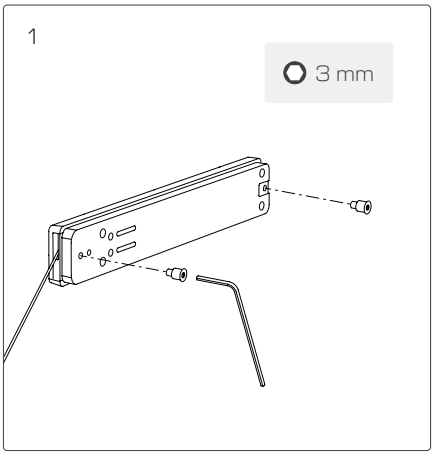

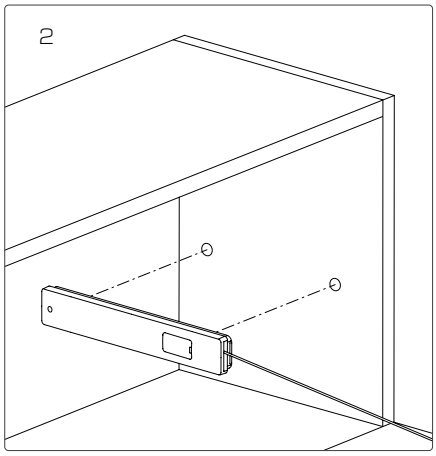

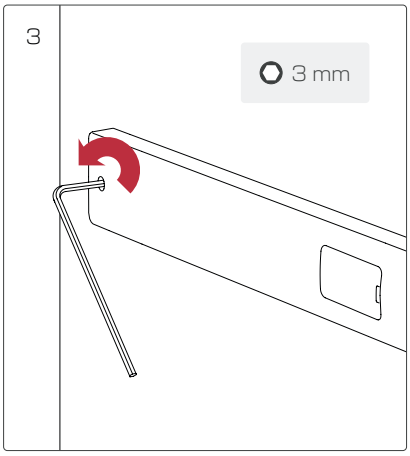

MONTAGGIO INCASSATO MECCANISMO
CONCEALED MECHANISM MOUNTING

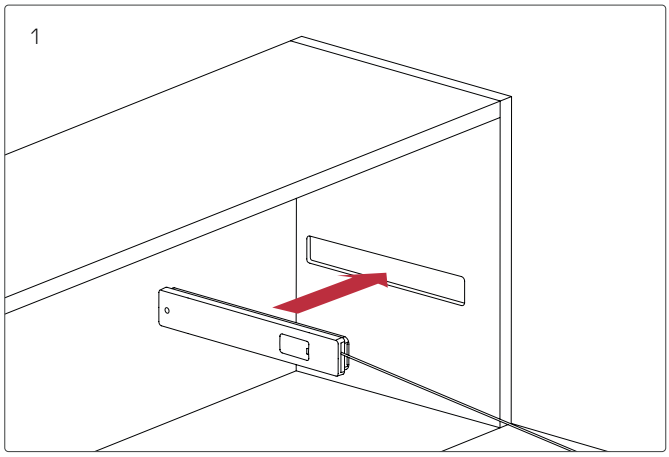

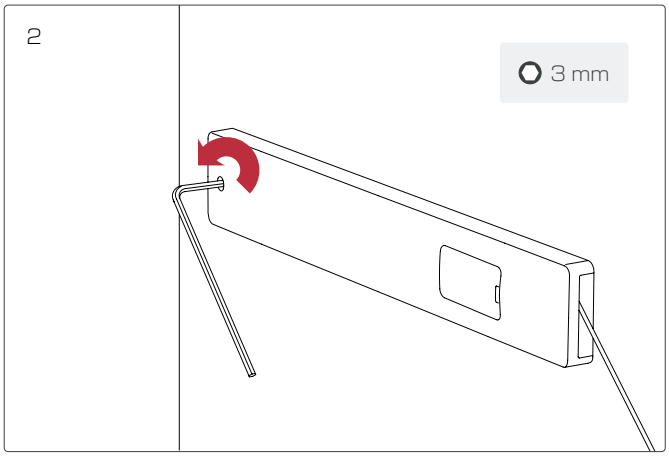

REGOLAZIONI
ADJUSTMENTS

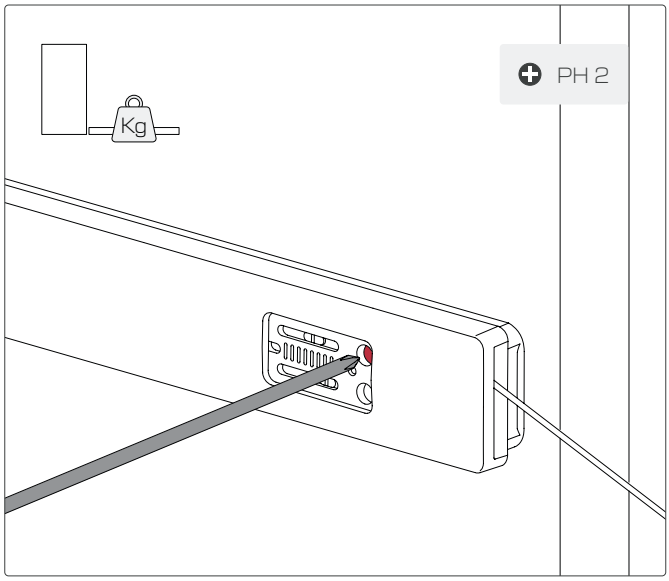

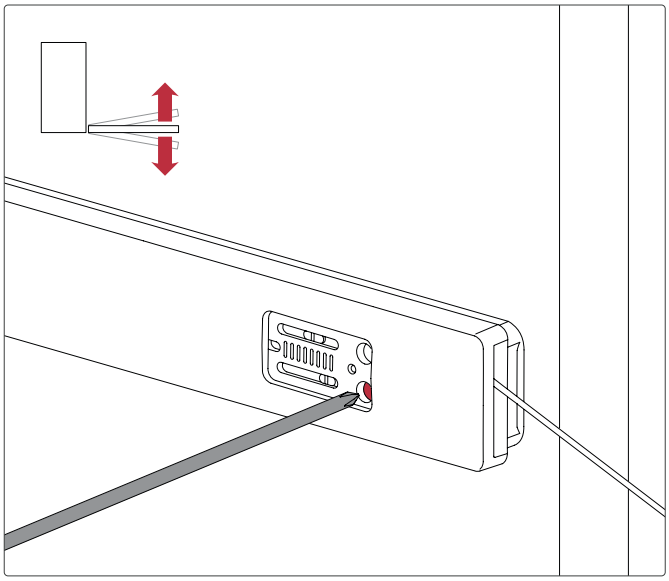

Sorreggere l'anta mentre si effettuano le regolazioni.
Hold up the door while making the adjustments.

TABELLE PESI ANTA
DOOR'S WEIGHT TABLES

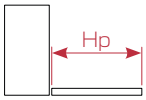

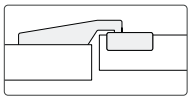

Con cerniera 4 perni
With 4 bolts hinge

Hp	Kg											
	MOLLA 4 SPRING 4		MOLLA 6 SPRING 6		MOLLA 10 SPRING 10		MOLLA 14 SPRING 14		MOLLA 16 SPRING 16		MOLLA 20 SPRING 20	
	WINCH x1	WINCH x2	WINCH x1	WINCH x2	WINCH x1	WINCH x2	WINCH x1	WINCH x2	WINCH x1	WINCH x2	WINCH x1	WINCH x2
200 - 230	1,5 - 1,9	3,2 - 4	3,5 - 5	7 - 9	5 - 7	9 - 12	-	-	-	-	-	-
230 - 270	1,1 - 1,6	2,3 - 3,3	2,5 - 4	5 - 6,5	4 - 5	6,5 - 8	-	8 - 12	-	-	-	-
270 - 330	-	-	2,5 - 3	4 - 5,5	3 - 3,5	5,5 - 7	3,5 - 4,5	7 - 8,5	-	8,5 - 9,5	-	9,5 - 10,5
330 - 380	-	-	2,5 - 3	4,5 - 6	3 - 3,5	6 - 7,5	3,5 - 4,5	7,5 - 8,5	-	8,5 - 9,5	-	9,5 - 10,5
380 - 430	-	-	2 - 2,5	3,5 - 5	2,5 - 3,5	5 - 6,5	-	6,5 - 8	-	8 - 9,5	-	9,5 - 10,5
430 - 460	-	-	2 - 2,5	4 - 5	2,5 - 3	5 - 6,5	3 - 4	6,5 - 8	-	8 - 9,5	-	9,5 - 10,5
460 - 480	-	-	2 - 2,5	3,5 - 5	2,5 - 3,5	5 - 6,5	-	6,5 - 8	-	7,5 - 9	-	9 - 10,5

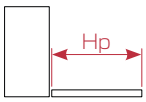

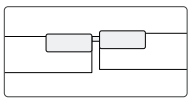

Con cerniera 1 perno
With 1 bolt hinge

Hp	Kg											
	MOLLA 4 SPRING 4		MOLLA 6 SPRING 6		MOLLA 10 SPRING 10		MOLLA 14 SPRING 14		MOLLA 16 SPRING 16		MOLLA 20 SPRING 20	
	WINCH x1	WINCH x2	WINCH x1	WINCH x2	WINCH x1	WINCH x2	WINCH x1	WINCH x2	WINCH x1	WINCH x2	WINCH x1	WINCH x2
200 - 230	1,6 - 2	3,3 - 4,2	3 - 4,5	6 - 8	4,5 - 6	8 - 10,5	-	10,5 - 12	-	-	-	-
230 - 270	1,2 - 1,7	2,3 - 3,1	2,5 - 3,5	4,5 - 6	3,5 - 4,5	6 - 10	-	9- 12	-	-	-	-
270 - 330	-	-	2 - 3	4,5 - 5,5	3 - 3,5	5,5 - 7	3,5 - 4,5	7 - 8,5	-	8,5 - 9,5	-	9,5 - 11,5
330 - 380	-	-	2 - 2,5	4 - 5,5	2,5 - 3,5	5,5 - 7,5	3,5 - 4	7 - 9	-	8 - 10	-	10 - 11
380 - 430	-	-	2 - 2,5	4 - 5	2,5 - 3,5	5 - 6,5	3,5 - 4	6,5 - 8	-	7,5 - 9	-	9 - 10,5
430 - 460	-	-	2 - 2,5	4 - 5	2,5 - 3,5	5 - 6,5	3,5 - 4	6,5 - 8	-	8 - 9	-	8,5 -9,5
460 - 480	-	-	2 - 2,5	3 - 5	2 - 3	5 - 6,5	-	6,5 - 8	-	7 - 8,5	-	8 -9,5

Il peso e la posizione della maniglia possono influenzare le prestazioni del meccanismo.
The weight and the position of the handle may influence the performance of the mechanism.

TABELLE PESI ANTA ALLUMINIO BRILLANTATO
DOOR'S WEIGHT TABLES POLISHED ALUMINUM

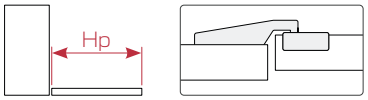

Con cerniera 4 perni
With 4 bolts hinge

Hp	Kg MOLLA 25 SPRING 25 WINCH x1	WINCH x2
200 - 230	-	-
230 - 270	-	-
270 - 330	-	-
330 - 380	-	-
380 - 430	-	-
430 - 460	-	11,5 - 14
460 - 480	-	10,5 - 12

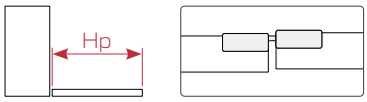

Con cerniera 1 perno
With 1 bolt hinge

Hp	Kg MOLLA 25 SPRING 25 WINCH x1	WINCH x2
200 - 230	-	-
230 - 270	-	-
270 - 330	-	-
330 - 380	-	-
380 - 430	-	-
430 - 460	-	11,2 - 13,7
460 - 480	-	9,7 - 11,7

Il peso e la posizione della maniglia possono influenzare le prestazioni del meccanismo.
The weight and the position of the handle may influence the performance of the mechanism.

COLORI COVER
COVER'S COLORS

STANDARD ABS
ABS STANDARD

Bianco Segnale
Signal White
RAL 9003

Grigio Seta
Silk Grey
RAL 7044

Grigio Ferro
Iron Grey
RAL 7011

Grigio Quarzo
Quartz Grey
RAL 7039

Marrone Grig
Grey Brown
RAL 8019

Nero Traffico
Traffic Black
RAL 9017

ALLUMINIO
ALUMINUM

Allum Brillantato
Brightened Alumin

MINIWINCH

Meccanismo di apertura per ante a ribalta
Openig mechanism for flap doors

Meccanismo di apertura per ante a ribalta, cieche e a telaio, MiniWinch è progettato per offrire massima versatilità. Simmetrico, può essere installato sia in orizzontale che in verticale, adattandosi a diverse tipologie di mobili. L'apertura e la chiusura sono ammortizzate, mentre lunghezza del cavo e forza della molla sono regolabili. Un sistema brevettato compensa il peso dell'anta, riducendo lo sforzo in chiusura.

Opening mechanism for solid and framed flap doors, MiniWinch is designed for maximum versatility. Its symmetrical design allows horizontal or vertical installation, adapting to a wide range of furniture. Both opening and closing are damped, while cable length and spring strength are adjustable. A patented system compensates the door's weight, minimizing user effort during closing.

Altezza anta 20 - 48 cm
Door's height 20 - 48 cm

Peso anta max 14 Kg
Door's weight max 14 Kg

Montaggio orizz e vert
Horiz and vertical mounting

Meccanismo simmetrico
Symmetric mechanism

Apertura e chiusura ammortiz
Soft opening and closing

Regolazione angolo apertura
Opening angle adjustment

LAVORAZIONI SPALLA MONTAGGIO ORIZZONTALE
SIDE PANEL'S MACHINING HORIZONTAL MOUNTING

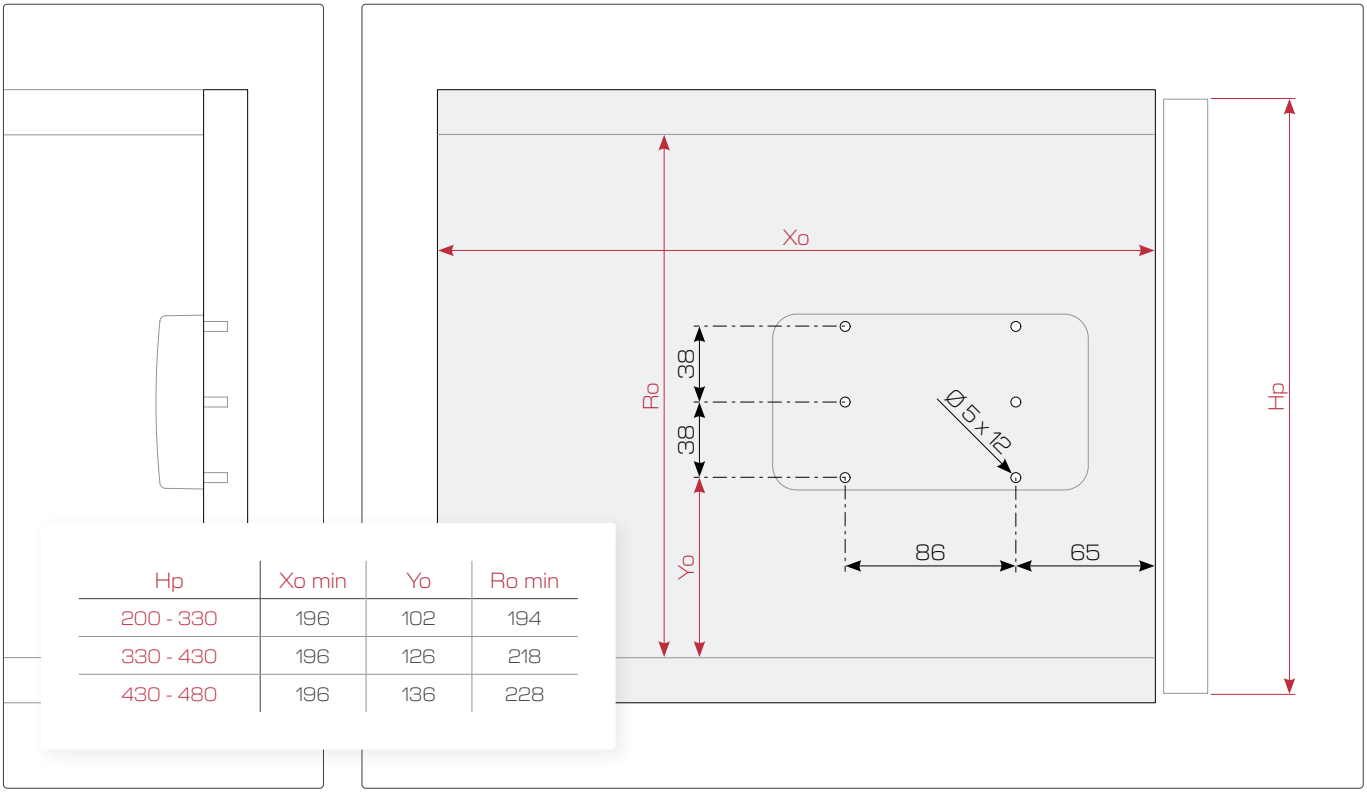

Hp	Xo min	Yo	Ro min
200 - 330	196	102	194
330 - 430	196	126	218
430 - 480	196	136	228

LAVORAZIONI SPALLA MONTAGGIO VERTICALE
SIDE PANEL'S MACHINING VERTICAL MOUNTING

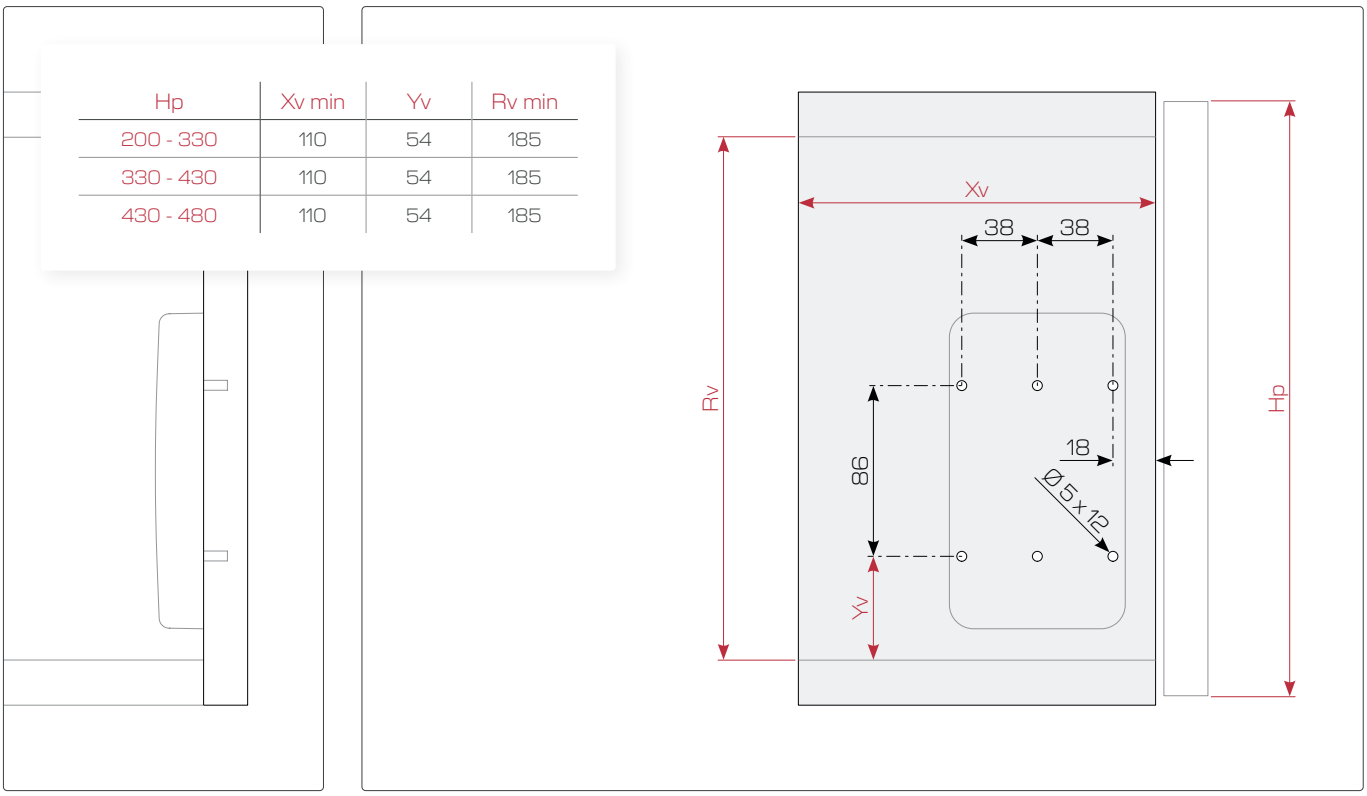

Hp	Xv min	Yv	Rv min
200 - 330	110	54	185
330 - 430	110	54	185
430 - 480	110	54	185

LAVORAZIONI ANTA
DOOR'S MACHINING

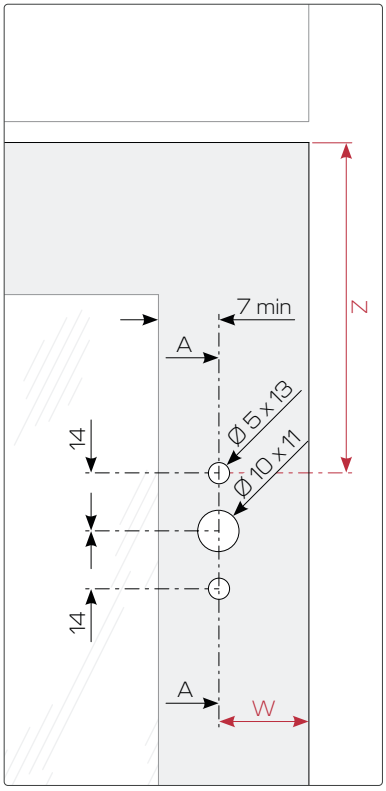

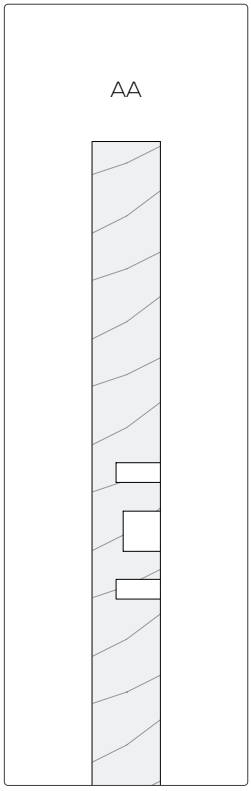

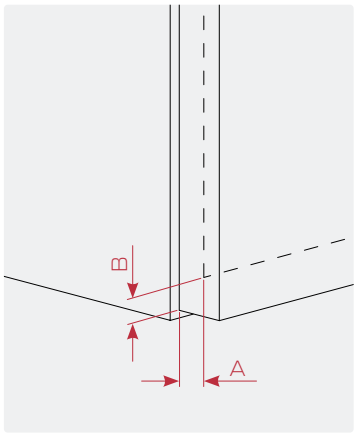



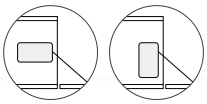

Hp	Z	Z	W
200 - 330	B + 137	B + 161	A + 10
330 - 430	B + 161	B + 161	A + 10
430 - 480	B + 171	B + 161	A + 10

LAVORAZIONI ANTA PROFILO ALLUMINIO
DOOR'S MACHINING ALUMINUM PROFILE

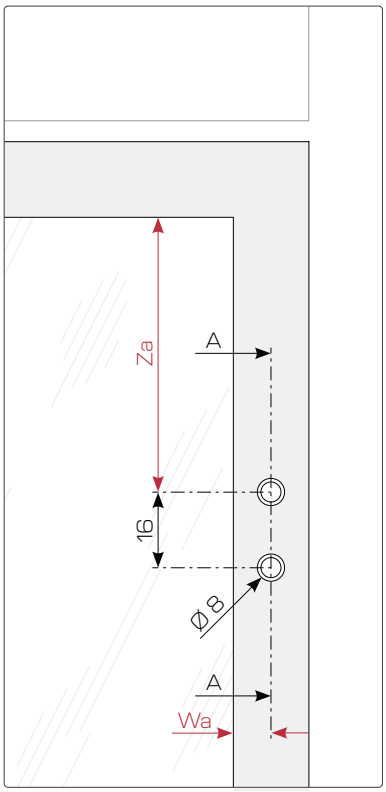

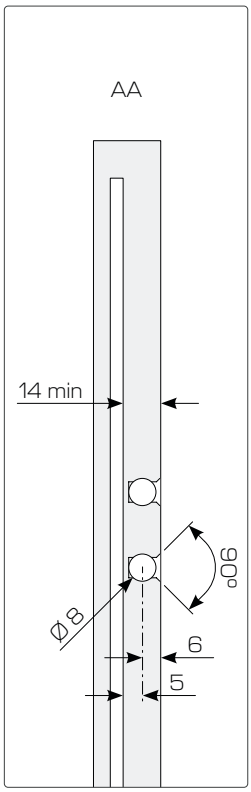

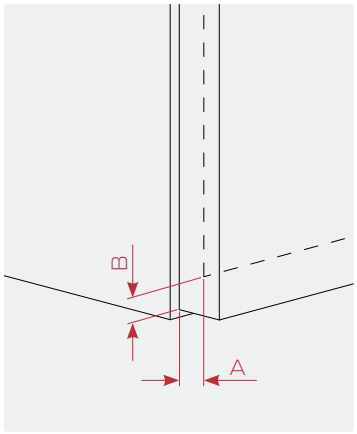

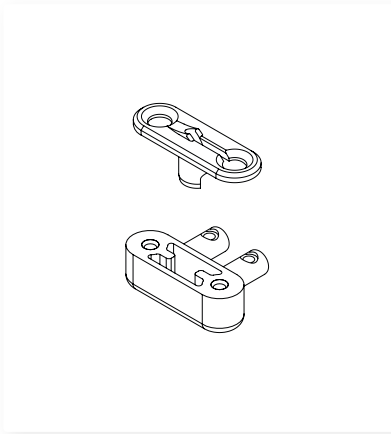

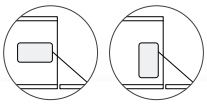

Hp	Za	Za	Wa
200 - 330	Z - 8	Z - 8	A - 8
330 - 430	Z - 8	Z - 8	A - 8
430 - 480	Z - 8	Z - 8	A - 8

MONTAGGIO ATTACCHI ANTA
DOOR'S CONNECTIONS MOUNTING

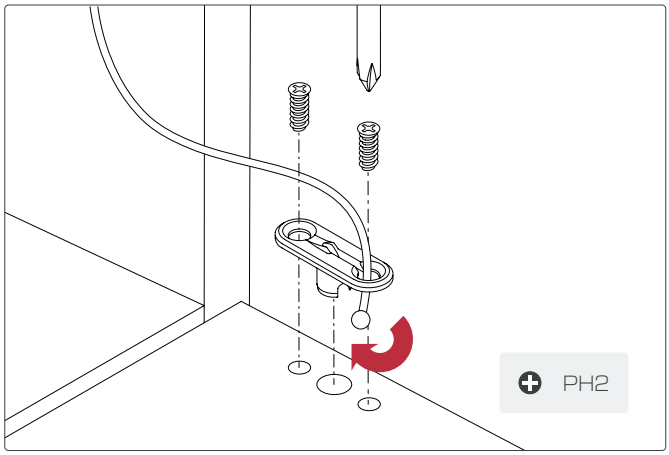

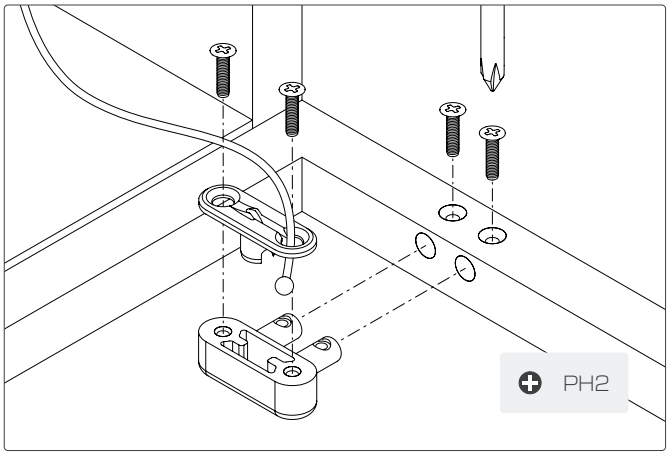

MONTAGGIO MECCANISMO
MECHANISM MOUNTING

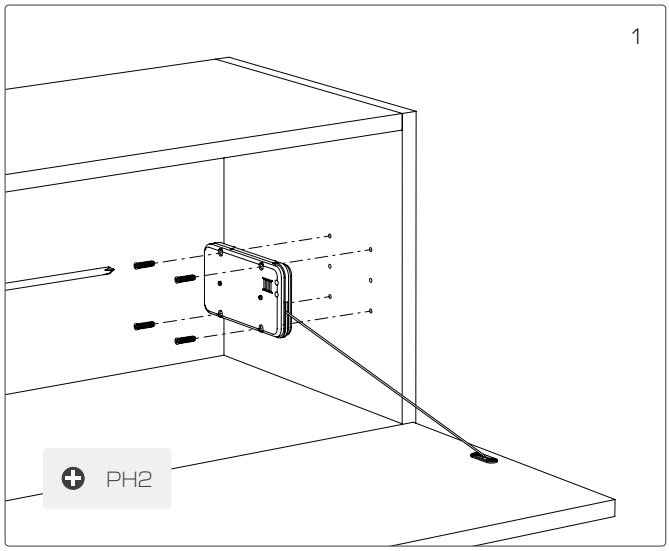

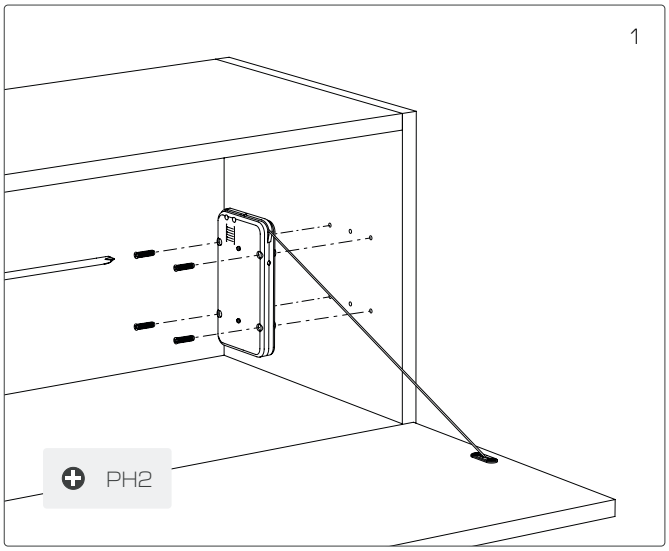

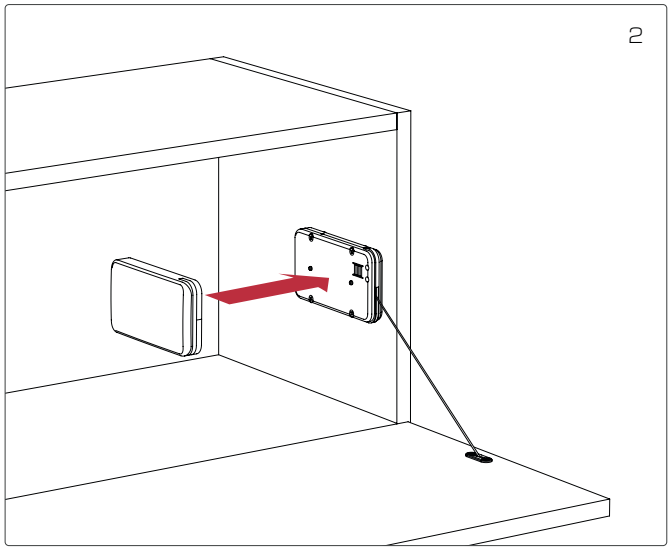

REGOLAZIONI
ADJUSTMENTS

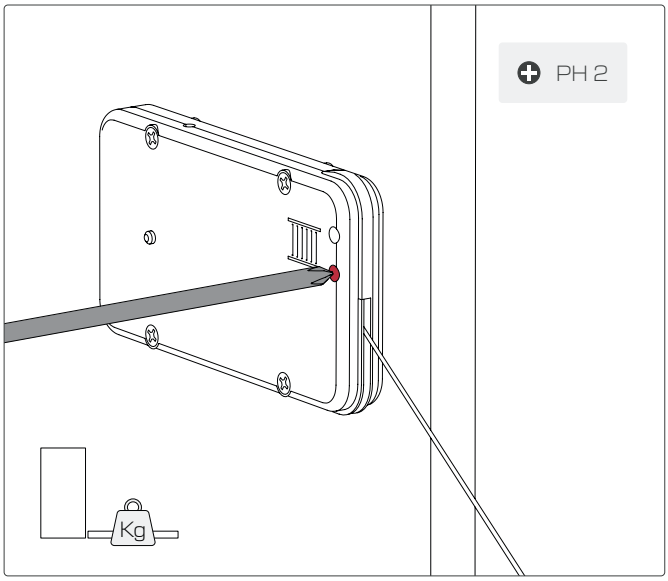

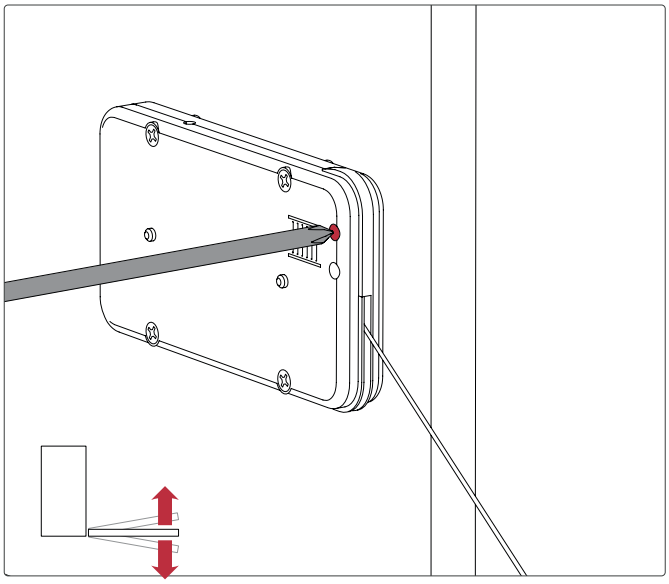

Sorreggere l'anta mentre si effettuano le regolazioni.
Hold up the door while making the adjustments.

TABELLE PESI ANTA
DOOR'S WEIGHT TABLES

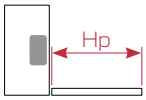

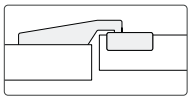

Con cerniera 4 perni
With 4 bolts hinge

Hp	Kg											
	MOLLA 4 SPRING 4		MOLLA 6 SPRING 6		MOLLA 10 SPRING 10		MOLLA 14 SPRING 14		MOLLA 16 SPRING 16		MOLLA 20 SPRING 20	
	MW x 1	MW x 2	MW x 1	MW x 2	MW x 1	MW x 2	MW x 1	MW x 2	MW x 1	MW x 2	MW x 1	MW x 2
200 - 230	2 - 2,8	-	3,5 - 4,8	-	4,3 - 5,8	-	4,9 - 6,9	-	5,9 - 7,8	-	7,6 - 10	-
230 - 270	2 - 2,4	3 - 3,6	3,2 - 4	6,8 - 8,5	3,7 - 5,6	6,8 - 9,2	4,4 - 6,2	-	6 - 7,6	-	7 - 9	-
270 - 330	1,7 - 2,1	3,2 - 3,8	3,1 - 3,9	5,4 - 7,4	3,8 - 5	7,4 - 9	4 - 5,2	8,6 - 11	4,7 - 7,3	10,6 - 12,6	5,6 - 7,6	-
330 - 380	-	-	2,6 - 3,6	5 - 7,2	3,3 - 4,9	7,2 - 8,8	3,7 - 5,1	8 - 11,2	4,4 - 5,5	9,6 - 12,4	5,4 - 6,7	12,8 - 14
380 - 430	-	-	2,8 - 3,7	4,5 - 7	2,9 - 3,9	6,1 - 8,7	3,3 - 4,5	7,5 - 11	3,9 - 5,2	8,4 - 12,2	4,9 - 6,1	12 - 14,5
430 - 460	-	-	2,2 - 3	4,3 - 6,3	2,9 - 3,7	5,9 - 8,3	3,3 - 4,5	7,5 - 10,5	3,7 - 4,9	8,5 - 11	4,9 - 5,7	10,5 - 12,5
460 - 480	-	-	2,8 - 3	4,1 - 6,1	2,9 - 3,7	5,5 - 7,5	3,4 - 4,1	7 - 9,5	3,7 - 4,5	9 - 10	4,7 - 5,5	11 - 12

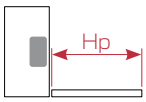

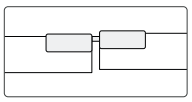

Con cerniera 1 perno
With 1 bolt hinge

Hp	Kg											
	MOLLA 4 SPRING 4		MOLLA 6 SPRING 6		MOLLA 10 SPRING 10		MOLLA 14 SPRING 14		MOLLA 16 SPRING 16		MOLLA 20 SPRING 20	
	MW x 1	MW x 2	MW x 1	MW x 2	MW x 1	MW x 2	MW x 1	MW x 2	MW x 1	MW x 2	MW x 1	MW x 2
200 - 230	2,4 - 2,8	-	4 - 4,8	-	4,2 - 6,2	-	4,8 - 6,8	-	5,8 - 8	-	7,2 - 10,4	-
230 - 270	2 - 2,3	3,2 - 4,4	3 - 4,4	6 - 8,4	3,6 - 5,2	6,8 - 9,6	4,4 - 6	-	5,2 - 7	-	6,8 - 8,6	-
270 - 330	1,4 - 2	2,9 - 3,8	2,9 - 3,8	5,6 - 7,8	3 - 4,6	6,4 - 8,8	3,6 - 5,2	7 - 10,2	4,6 - 6	8,6 - 11,8	6,4 - 7,8	-
330 - 380	-	-	2,7 - 3,7	5 - 7	3,2 - 4,3	6,5 - 8,5	3,7 - 4,9	6,9 - 10,1	4,3 - 5,7	8,7 - 11,1	5,5 - 7,1	11,9 - 13,5
380 - 430	-	-	2,9 - 3,6	4,5 - 6,1	3,1 - 3,9	5,7 - 7,3	3,7 - 4,5	6,9 - 8	4,5 - 6,1	8,5 - 10,1	5,4 - 6,9	10,9 - 12,5
430 - 460	-	-	2,7 - 3,1	4,3 - 6,1	2,7 - 3,9	5,9 - 8,3	3,7 - 4,7	7,1 - 9,5	4,1 - 4,9	8,3 - 9,5	5,3 - 5,7	10,1 - 11,5
460 - 480	-	-	2,5 - 2,9	4,1 - 5,7	2,8 - 3,8	5,3 - 7,7	3,6 - 4,4	6,8 - 8,9	3,8 - 4,8	7,2 - 9,6	5,4 - 5,6	9,8 - 11,4

Il peso e la posizione della maniglia possono influenzare le prestazioni del meccanismo.
The weight and the position of the handle may influence the performance of the mechanism.

TABELLE PESI ANTA
DOOR'S WEIGHT TABLES

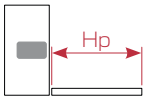

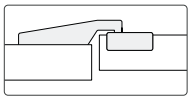

Con cerniera 4 perni
With 4 bolts hinge

Hp	Kg											
	MOLLA 4 SPRING 4		MOLLA 6 SPRING 6		MOLLA 10 SPRING 10		MOLLA 14 SPRING 14		MOLLA 16 SPRING 16		MOLLA 20 SPRING 20	
	MW x 1	MW x 2	MW x 1	MW x 2	MW x 1	MW x 2	MW x 1	MW x 2	MW x 1	MW x 2	MW x 1	MW x 2
200 - 230	2,6 - 3,1	-	4,4 - 5,5	-	6,3 - 8,5	-	7,5 - 9,3	-	-	-	-	-
230 - 270	2,1 - 2,5	4 - 4,8	3,4 - 4,5	6,8 - 9,2	4,5 - 5,6	9,2 - 12	6,8 - 8,6	-	-	-	-	-
270 - 330	2 - 2,3	3,5 - 4,5	3 - 4,9	6,1 - 7,7	3,7 - 5,1	7,7 - 10,1	5,4 - 7,1	10,5 - 13,7	6,1 - 7,3	12,1 - 14,5	-	-
330 - 380	-	-	2,5 - 3,6	5,1 - 6,9	3,2 - 4,3	6,6 - 9,3	4,6 - 6,1	9,1 - 11,3	4,9 - 6,4	10,5 - 12,9	6,3 - 7,3	12,5 - 14,5
380 - 430	-	-	2,3 - 3,2	4,4 - 6,6	3 - 4	6,6 - 8,2	4,4 - 5,4	8,4 - 10,2	4,6 - 5,6	9,4 - 11,4	5,5 - 6,4	11 - 13
430 - 460	-	-	2,3 - 3	4,2 - 6,2	2,8 - 3,6	5,4 - 7,6	4,2 - 5,2	7,4 - 9,4	4,4 - 5,4	8,4 - 10,6	5,2 - 6	10,2 - 12,2
460 - 480	-	-	2,3 - 3	4,2 - 6,2	2,8 - 3,6	5,4 - 7,6	4 - 5,2	7,2 - 9,4	4,4 - 5,4	8,4 - 10,6	5,2 - 6	10,4 - 11,6

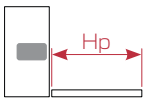

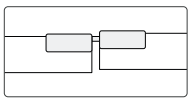

Con cerniera 1 perno
With 1 bolt hinge

Hp	Kg											
	MOLLA 4 SPRING 4		MOLLA 6 SPRING 6		MOLLA 10 SPRING 10		MOLLA 14 SPRING 14		MOLLA 16 SPRING 16		MOLLA 20 SPRING 20	
	MW x 1	MW x 2	MW x 1	MW x 2	MW x 1	MW x 2	MW x 1	MW x 2	MW x 1	MW x 2	MW x 1	MW x 2
200 - 230	2,5 - 2,9	-	4,1 - 5,9	-	5,3 - 7,3	-	8 - 11	-	-	-	-	-
230 - 270	2,2 - 2,5	4,1 - 4,8	3,3 - 4,8	6,8 - 9,6	4,2 - 6	9,6 - 12,8	6,6 - 8,6	-	-	-	-	-
270 - 330	1,9 - 2,3	3,4 - 4,3	3,2 - 4,5	6,3 - 8,1	3,8 - 5,1	7,9 - 11,1	5,7 - 7,3	11,3 - 14,5	6,1 - 8	12,9 - 15,5	-	-
330 - 380	-	-	2,6 - 3,4	5 - 6,5	3,3 - 4,5	7,3 - 8,5	4,9 - 6,3	9,7 - 11,7	5,3 - 6,5	10,7 - 12,9	6,7 - 7,3	13,3 - 14,9
380 - 430	-	-	2,5 - 3,4	5 - 6,2	3,2 - 4,2	6,2 - 8,2	4,4 - 5,4	8,6 - 10,6	4,8 - 5,6	9,8 - 11,4	5,9 - 6,6	11,8 - 13
430 - 460	-	-	2,3 - 3	4,2 - 6,2	3 - 3,8	6,2 - 7,8	4 - 5,2	7,8 - 10,2	4,6 - 5,4	9 - 10,4	5,6 - 6	11,4 - 12,2
460 - 480	-	-	2,4 - 3,2	4,6 - 6	2,8 - 4	5,6 - 7,8	3,8 - 5	7,6 - 10	4,5 - 5,4	8,8 - 10,4	5,4 - 6	10,8 - 11,6

Il peso e la posizione della maniglia possono influenzare le prestazioni del meccanismo.
The weight and the position of the handle may influence the performance of the mechanism.

COLORI COVER
COVER'S COLORS

STANDARD ABS
ABS STANDARD

Bianco Segnale Signal White RAL 9003	Grigio Seta Silk Grey RAL 7044	Grigio Ferro Iron Grey RAL 7011
Grigio Quarzo Quartz Grey RAL 7039	Marrone Grig Grey Brown RAL 8019	Nero Traffico Traffic Black RAL 9017

MICROWINCH

Meccanismo di apertura per ante a ribalta
Openig mechanism for flap doors

Meccanismo di apertura per ante a ribalta, cieche e a telaio, MicroWinch è progettato per offrire compattezza e versatilità. Simmetrico, può essere installato sia in orizzontale che in verticale, adattandosi a diverse tipologie di mobili. L'apertura è ammortizzata, mentre lunghezza del cavo e forza della molla sono regolabili. Un sistema brevettato compensa il peso dell'anta in chiusura, riducendo lo sforzo dell'utente.

Opening mechanism for solid and framed flap doors, MicroWinch is designed for compactness and versatility. Its symmetrical structure allows both horizontal and vertical installation, fitting a wide range of furniture. Opening is damped, while cable length and spring strength are adjustable. A patented system compensates the door's weight during closing, minimizing user effort.

Altezza anta 21 - 48 cm
Door's height 21 - 48 cm

Peso anta max 9 Kg
Door's weight max 9 Kg

Montaggio orizz e vert
Horiz and vertical mounting

Meccanismo simmetrico
Symmetric mechanism

Apertura ammortizzata
Soft opening

Regolazione angolo apertura
Opening angle adjustment

LAVORAZIONI SPALLA MONTAGGIO ORIZZONTALE
SIDE PANEL'S MACHINING HORIZONTAL MOUNTING

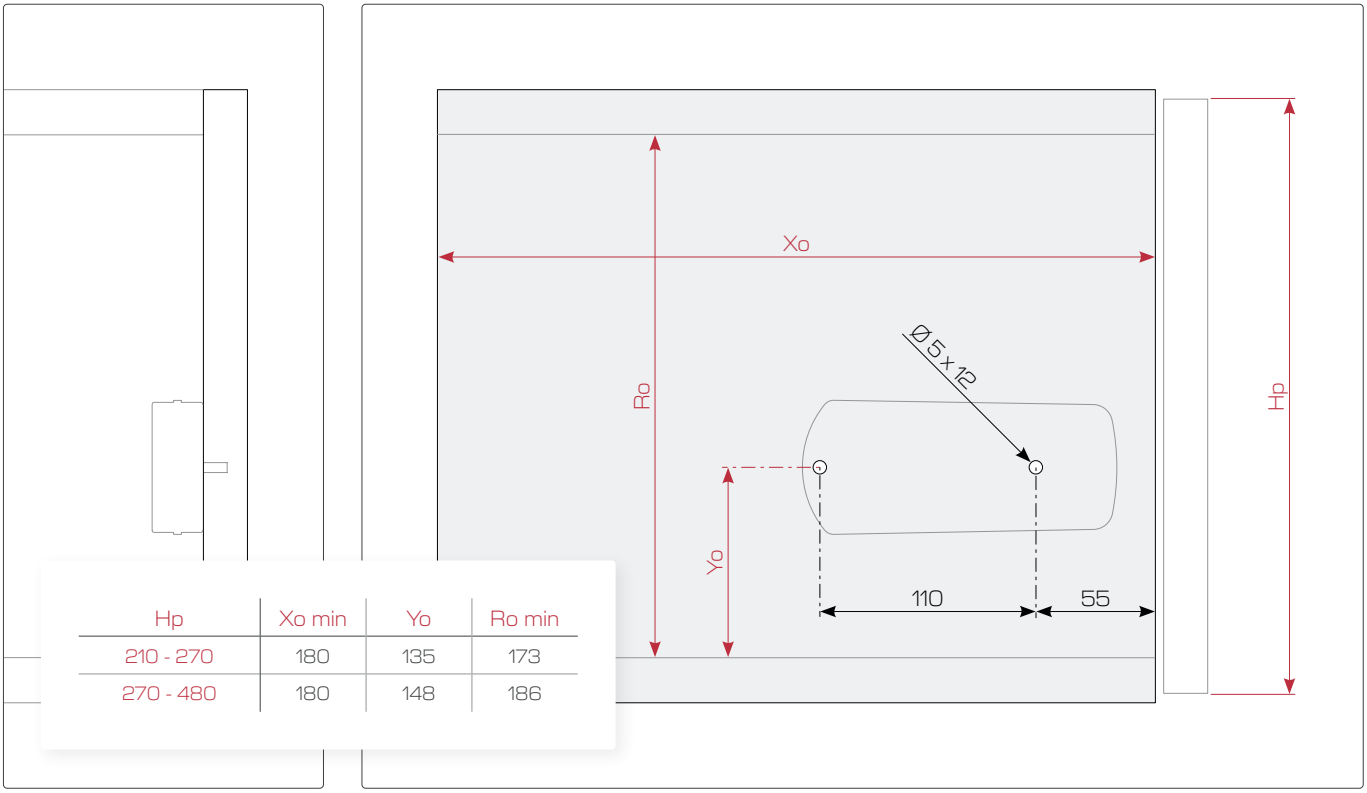

Hp	Xo min	Yo	Ro min
210 - 270	180	135	173
270 - 480	180	148	186

LAVORAZIONI SPALLA MONTAGGIO VERTICALE
SIDE PANEL'S MACHINING VERTICAL MOUNTING

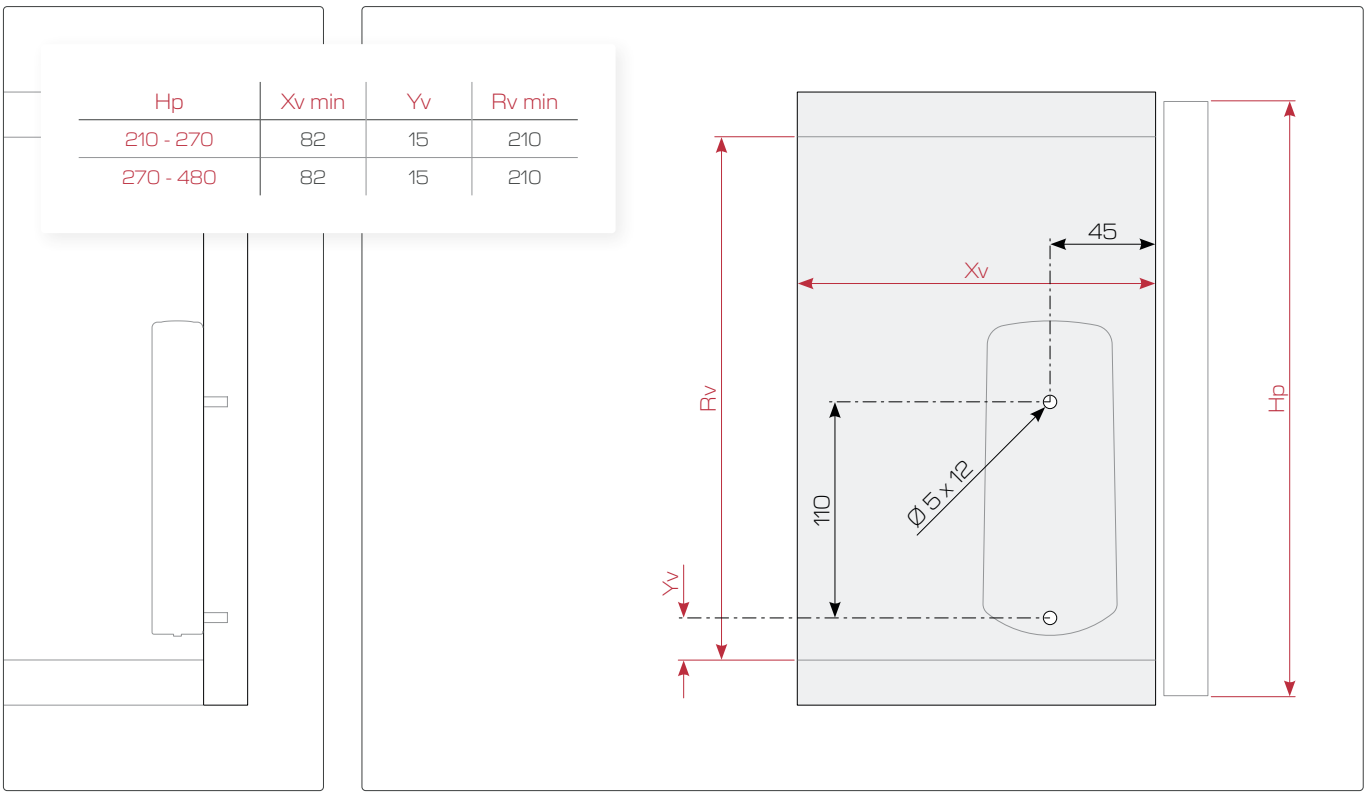

Hp	Xv min	Yv	Rv min
210 - 270	82	15	210
270 - 480	82	15	210

LAVORAZIONI ANTA
DOOR'S MACHINING

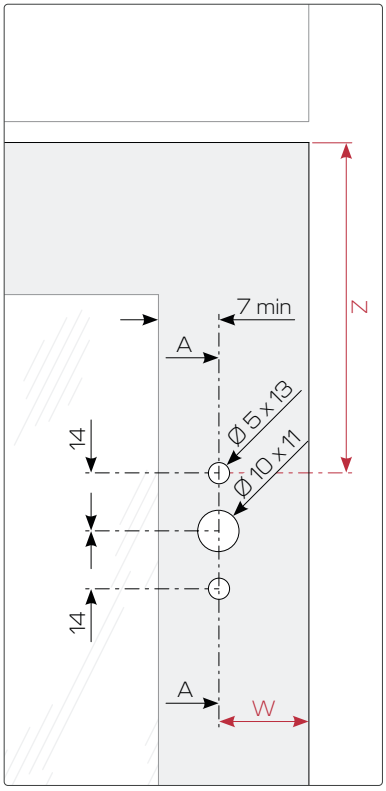

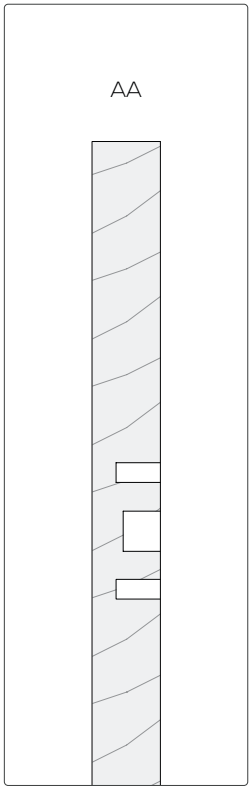

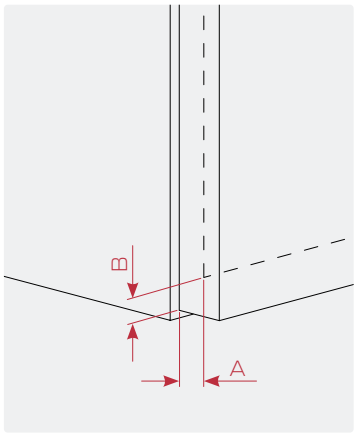



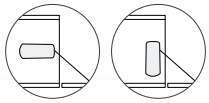

Hp	Z	Z	W
200 - 330	B + 123	B + 123	A + 13
430 - 480	B + 144	B + 123	A + 13

LAVORAZIONI ANTA PROFILO ALLUMINIO
DOOR'S MACHINING ALUMINUM PROFILE

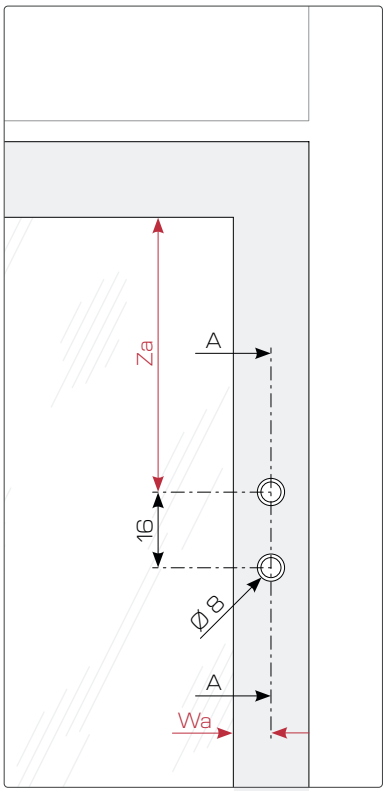

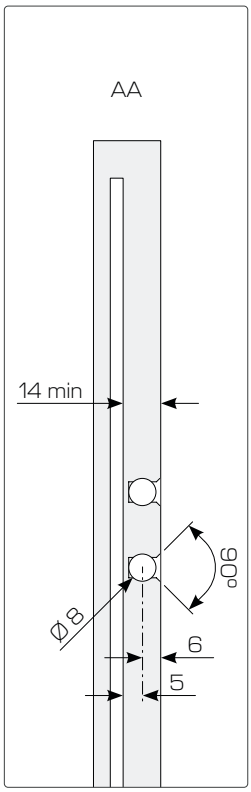

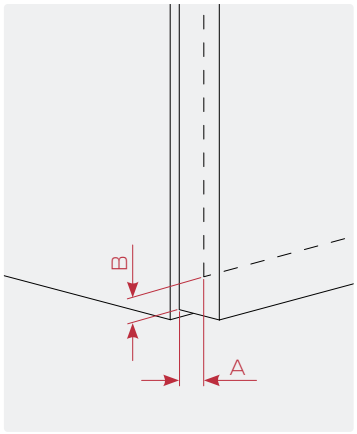

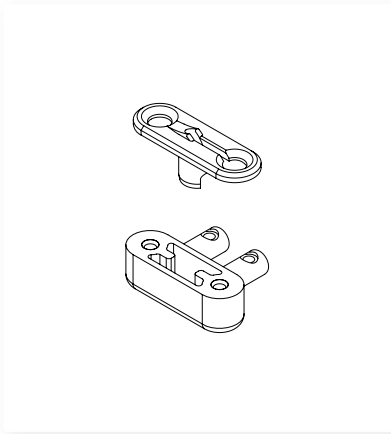

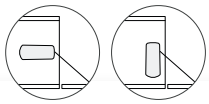

Hp	Za	Za	Wa
200 - 330	Z - 8	Z - 8	A - 5
430 - 480	Z - 8	Z - 8	A - 5

MONTAGGIO ATTACCHI ANTA
DOOR'S CONNECTIONS MOUNTING

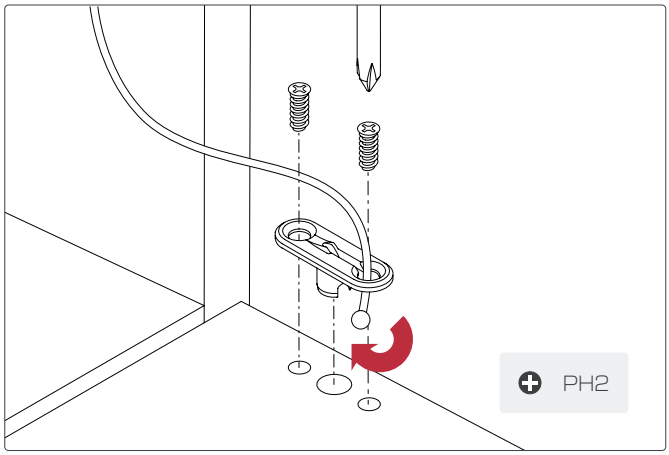

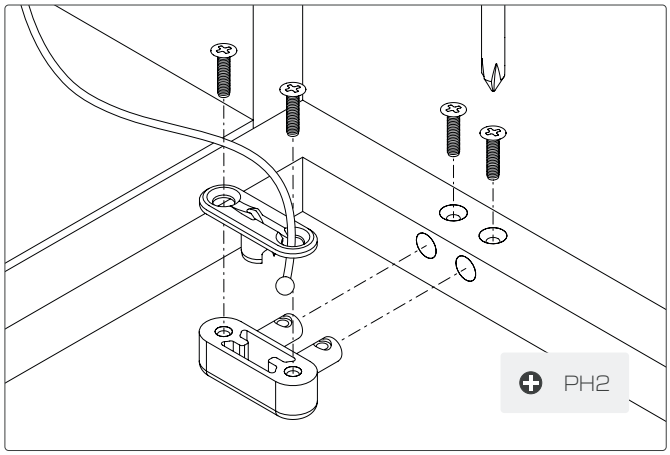

MONTAGGIO MECCANISMO
MECHANISM MOUNTING

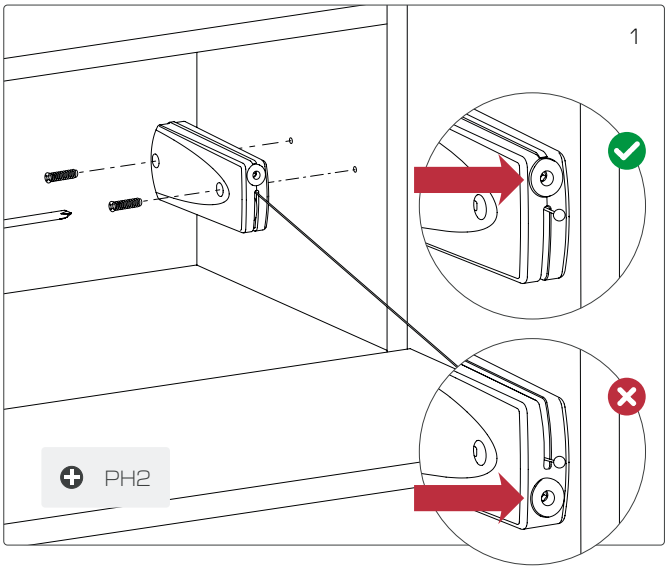

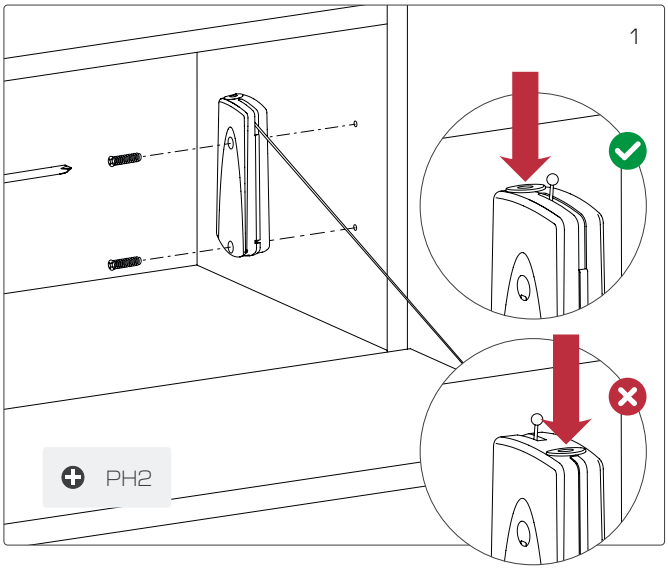

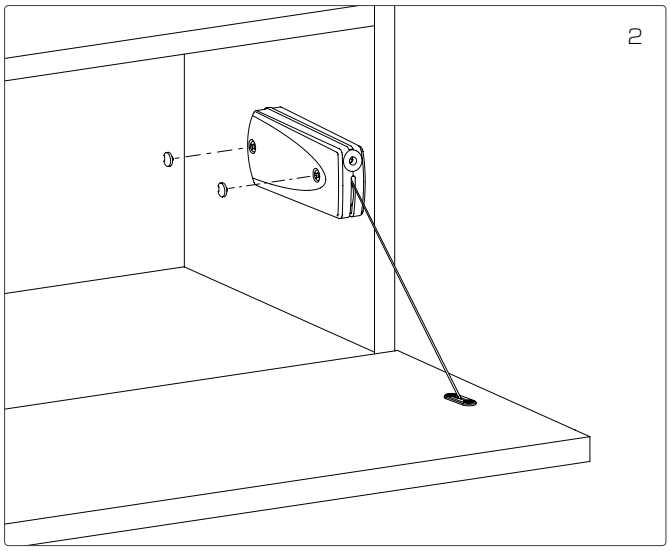

REGOLAZIONI
ADJUSTMENTS

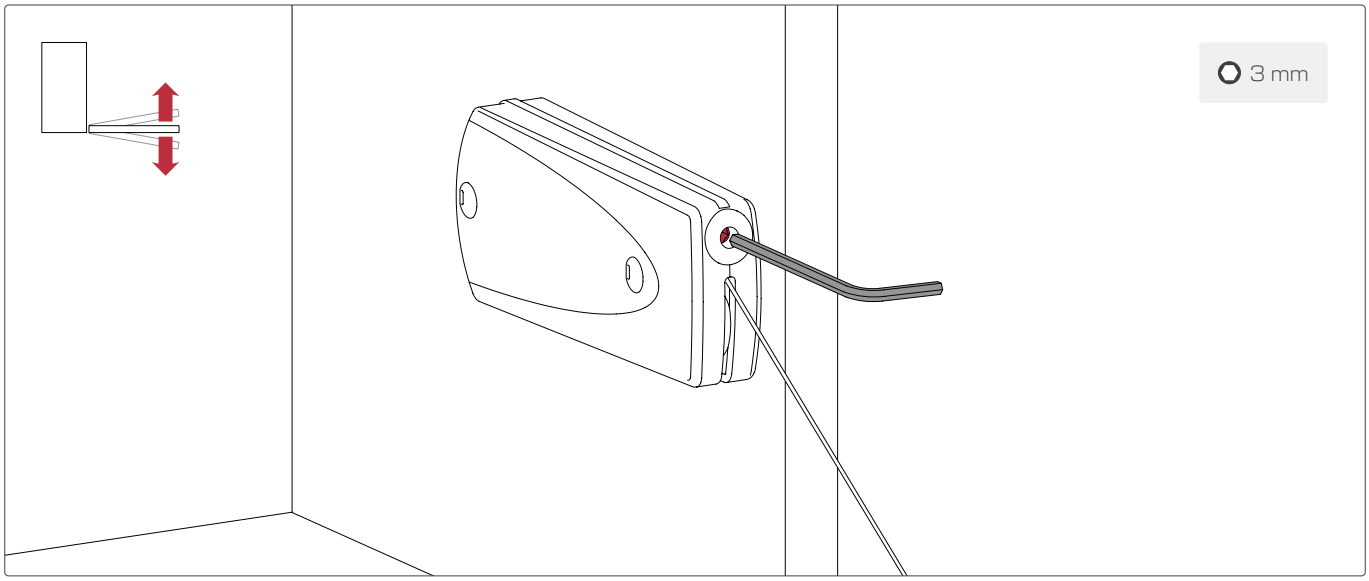

Sorreggere l'anta mentre si effettuano le regolazioni.
Hold up the door while making the adjustments.

TABELLE PESI ANTA
DOOR'S WEIGHT TABLES

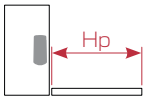

Hp	Kg							
	MOLLA 4 SPRING 4		MOLLA 6 SPRING 6		MOLLA 10 SPRING 10		MOLLA 14 SPRING 14	
	MW x 1	MW x 2	MW x 1	MW x 2	MW x 1	MW x 2	MW x 1	MW x 2
210 - 270	1,7 - 3	3,9 - 4,5	3,1 - 4	7,5 - 8	4,6 - 5,3	8 - 8,5	5,1 - 6	-
270 - 330	1,7 - 3	3,3 - 4,5	3,1 - 4	6,1 - 7,4	4 - 5,1	7,5 - 8,2	4,4 - 6	7,5 - 8,5
330 - 380	1,7 - 1,9	3,2 - 3,5	2,9 - 3,5	5,1 - 6,8	3,6 - 4,3	6,8 - 7,5	4,4 - 5	7,5 - 8
380 - 430	1,5 - 1,8	2,7 - 3,3	2,5 - 3,3	4,8 - 6,6	3,3 - 3,8	6,8 - 7,2	3,6 - 4,7	7,3 - 8
430 - 460	1,2 - 1,7	2,5 - 3,1	2,3 - 3,3	4,6 - 6	3,2 - 3,5	6,1 - 7	3,5 - 4,5	7,1 - 8
460 - 480	-	-	2,2 - 2,8	4,4 - 5,3	2,8 - 3,2	5,5 - 6,5	3,3 - 4,3	6,6 - 7,5

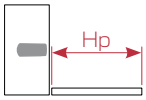

Hp	Kg							
	MOLLA 4 SPRING 4		MOLLA 6 SPRING 6		MOLLA 10 SPRING 10		MOLLA 14 SPRING 14	
	MW x 1	MW x 2	MW x 1	MW x 2	MW x 1	MW x 2	MW x 1	MW x 2
210 - 270	2,5 - 3,8	4,3 - 5,6	3,9 - 4,9	-	5,7 - 6,5	-	-	-
270 - 330	2,3 - 3,1	4,2 - 5	3,2 - 4,1	7 - 7,5	4,2 - 5,5	7,6 - 9	5,5 - 5,9	-
330 - 380	1,8 - 2,6	3,4 - 3,9	3 - 3,8	5,6 - 6,5	3,8 - 4,7	7,5 - 8,3	4,4 - 5,5	8,3 - 9
380 - 430	1,7 - 2,3	2,9 - 4,2	2,8 - 3,5	4,7 - 6,2	3,5 - 4,3	7,2 - 7,7	4,3 - 4,6	7,3 - 8,5
430 - 460	1,5 - 2	3,1 - 4	2,5 - 3,2	4,4 - 6,1	3,3 - 4	6,2 - 7,5	3,6 - 4,3	6,8 - 8,3
460 - 480	-	2,8 - 3,8	2,3 - 2,6	4,1 - 5,8	3,2 - 3,6	6 - 7,2	3,3 - 4	6,3 - 7,5

Il peso e la posizione della maniglia possono influenzare le prestazioni del meccanismo.
The weight and the position of the handle may influence the performance of the mechanism.

COLORI COVER
COVER'S COLORS

STANDARD ABS
ABS STANDARD

Bianco Segnale Signal White RAL 9003	Grigio Seta Silk Grey RAL 7044	Grigio Ferro Iron Grey RAL 7011
Grigio Quarzo Quartz Grey RAL 7039	Marrone Grig Grey Brown RAL 8019	Nero Traffico Traffic Black RAL 9017

NANOWINCH

Meccanismo di apertura per ante a ribalta
Openig mechanism for flap doors

Meccanismo di apertura per ante a ribalta, cieche e a telaio, NanoWinch si distingue per compattezza e semplicità d'uso. Simmetrico, è disponibile anche in versione con damper per apertura ammortizzata. La lunghezza del cavo è regolabile senza l'uso di utensili, per un'installazione rapida e pratica. Un sistema brevettato compensa il peso dell'anta in chiusura, riducendo al minimo lo sforzo dell'utente.

Opening mechanism for solid and framed flap doors, NanoWinch stands out for its compact size and ease of use. Its symmetrical design includes a version with damper for cushioned opening. Cable length is adjustable without tools, ensuring quick and simple installation. A patented system compensates the door's weight during closing, minimizing user effort.



NANOWINCH
+
ANKOR GT

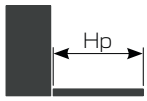

Altezza anta 12 - 20 cm
Door's height 12 - 20 cm

Peso anta max 7 Kg
Door's weight max 7 Kg



Meccanismo simmetrico
Symmetric mechanism

Apertura ammortizzata
Soft opening

Regolazione angolo apertura
Opening angle adjustment

LAVORAZIONI SPALLA
SIDE PANEL'S MACHINING

Hp	X min	Y	R min
120 - 200	130	57	90

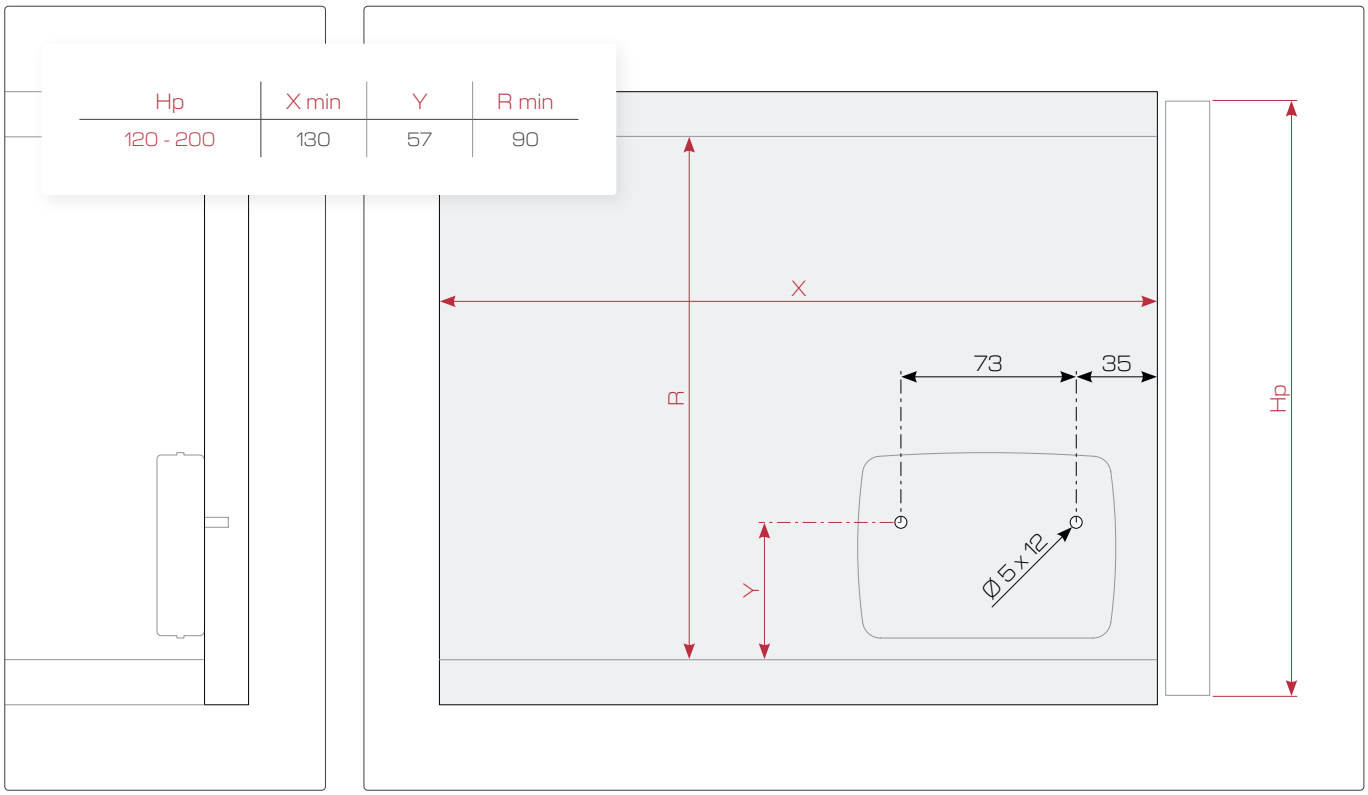

LAVORAZIONI ANTA
DOOR'S MACHINING

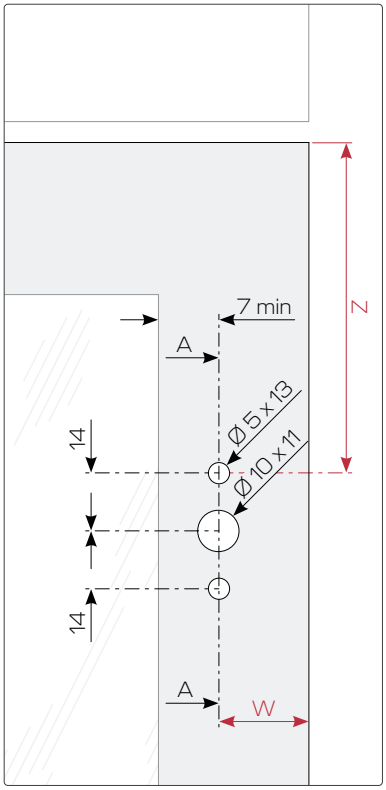

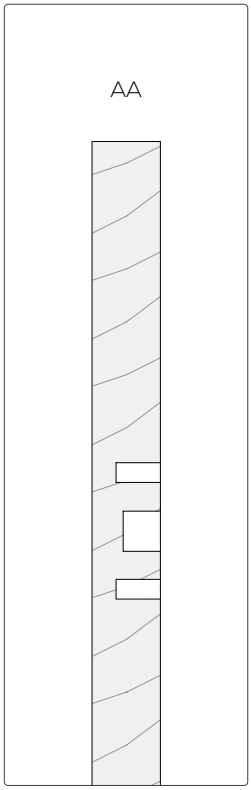

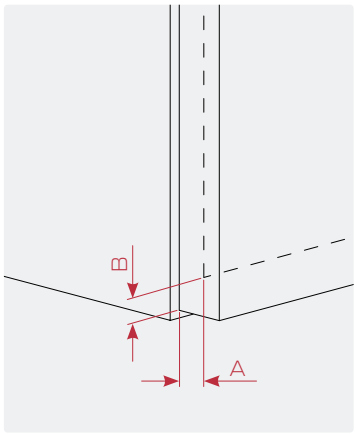



Hp	Z	W
120 - 200	B + 60	A + 10

LAVORAZIONI ANTA PROFILO ALLUMINIO
DOOR'S MACHINING ALUMINUM PROFILE

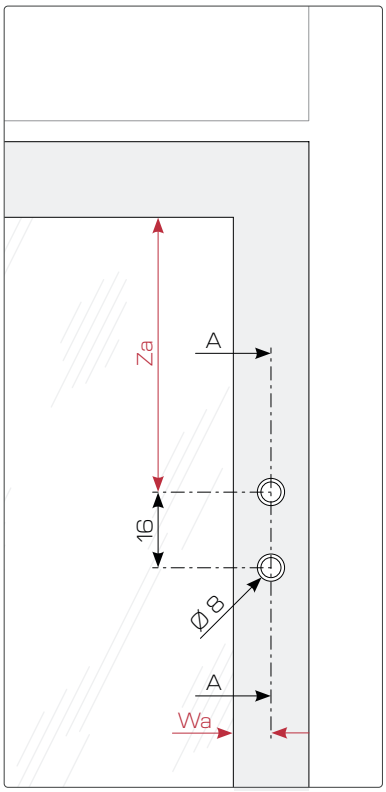

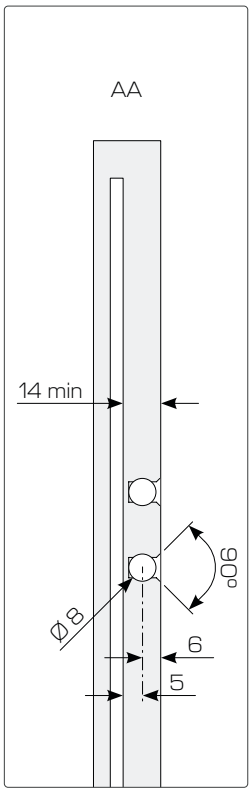

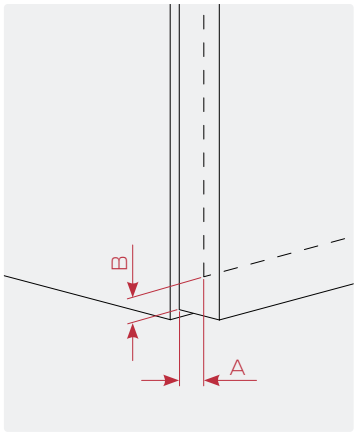

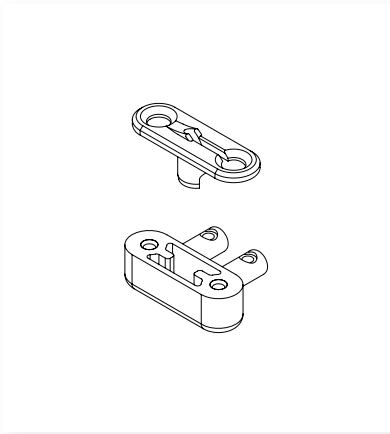

Hp	Za	Wa
120 - 200	Z - 8	A - 8

MONTAGGIO ATTACCHI ANTA
DOOR'S CONNECTIONS MOUNTING

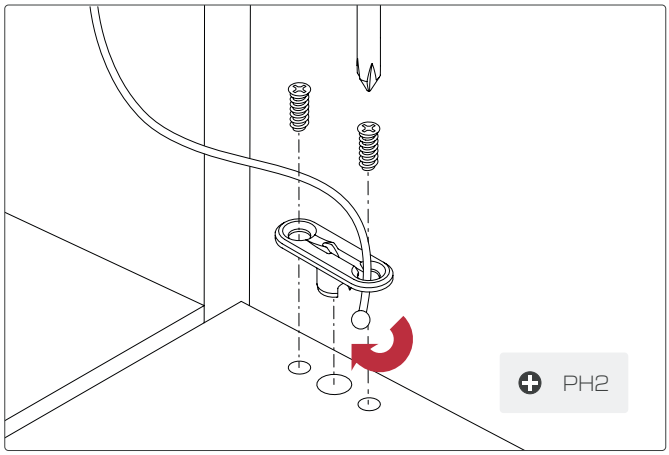

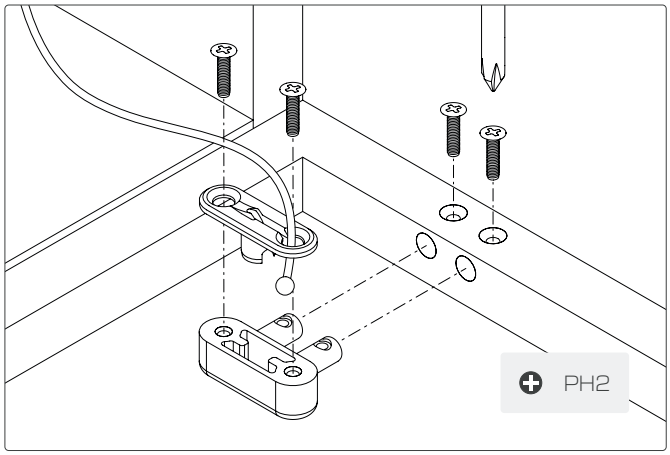

MONTAGGIO MECCANISMO
MECHANISM MOUNTING

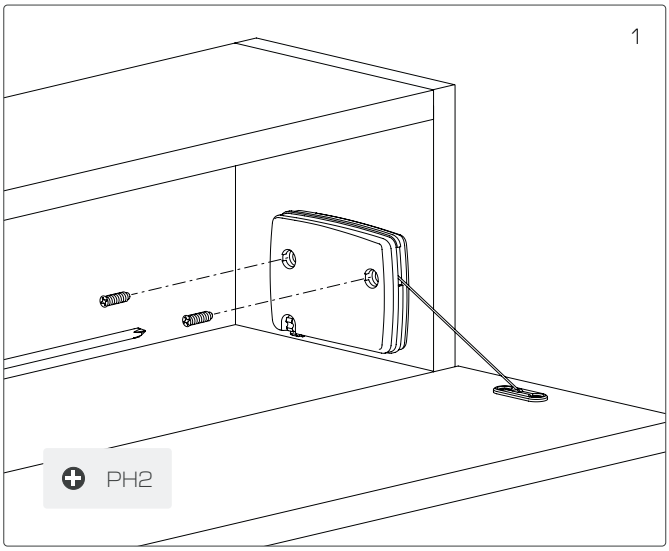

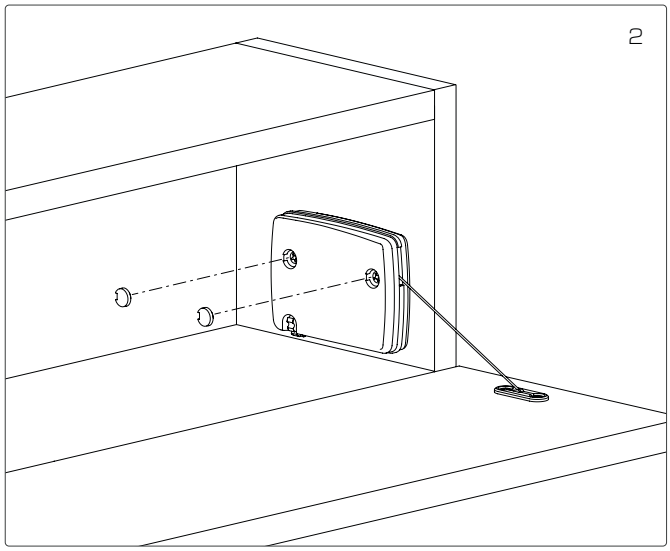

REGOLAZIONI
ADJUSTMENTS

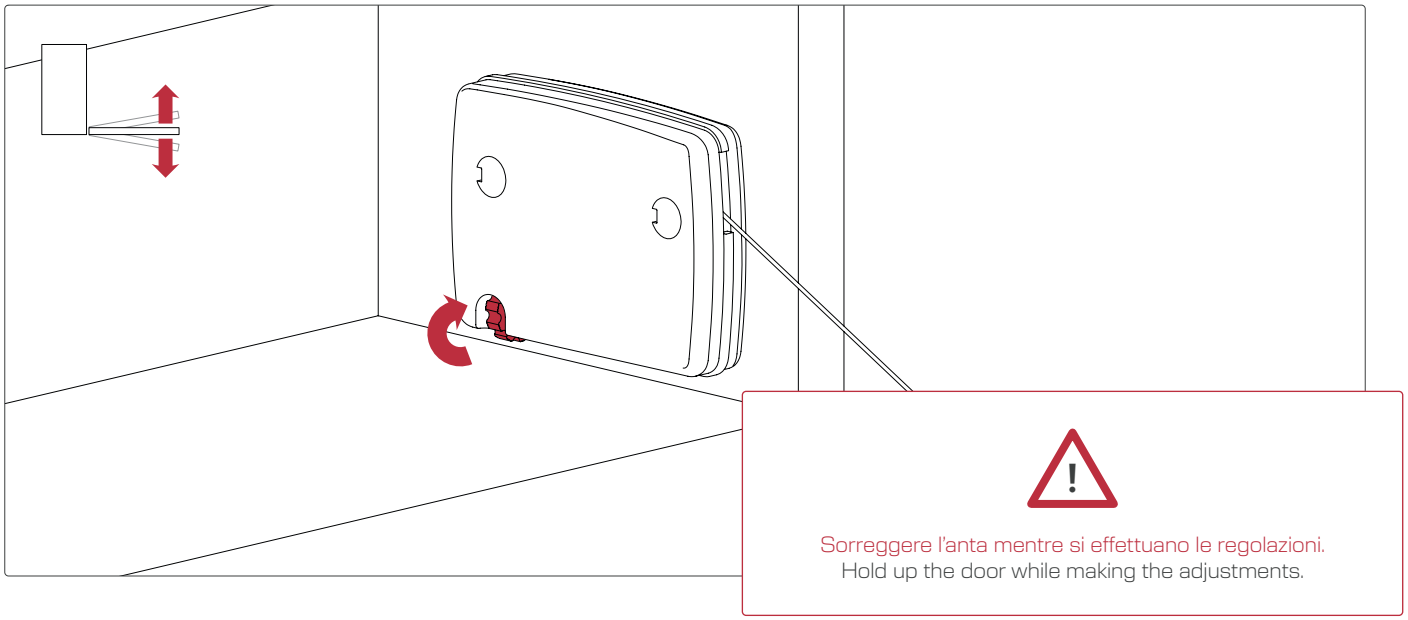

TABELLE PESI ANTA
DOOR'S WEIGHT TABLES

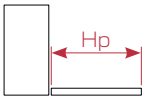

	Kg											
	NANOWINCH STANDARD						NANOWINCH SOFT					
	MOLLA 2 SPRING 2		MOLLA 5 SPRING 5		MOLLA 7 SPRING 7		MOLLA 2 SPRING 2		MOLLA 5 SPRING 5		MOLLA 7 SPRING 7	
Hp	NW x 1	NW x 2	NW x 1	NW x 2	NW x 1	NW x 2	NW x 1	NW x 2	NW x 1	NW x 2	NW x 1	NW x 2
120	1,1 - 1,5	2,1 - 2,7	1,9 - 2,2	3,6 - 4,2	2,7 - 3,1	5,4 - 5,9	1,5 - 1,9	2,8 - 4,7	2,5 - 3,2	4,7 - 6,5	3,6 - 4,1	6,6 - 7
150	1 - 1,3	1,8 - 2,2	1,4 - 1,7	3 - 3,5	2,5 - 2,8	4,2 - 4,7	1,3 - 1,8	2,6 - 3,9	1,9 - 2,5	4 - 5,5	2,9 - 3,3	5,4 - 6,3
175	0,9 - 1,2	1,6 - 1,9	1,3 - 1,6	2,5 - 2,9	2 - 2,3	3,7 - 4,1	1,3 - 1,7	2 - 3	1,6 - 2	3,2 - 4,4	2,3 - 2,7	4,2 - 4,9
200	0,8 - 1,1	1,4 - 1,7	1,1 - 1,5	2,2 - 2,6	1,9 - 2,3	3,3 - 3,7	1,1 - 1,5	1,8 - 2,7	1,5 - 2	2,7 - 3,6	2,1 - 2,7	3,7 - 4,7

Il peso e la posizione della maniglia possono influenzare le prestazioni del meccanismo.
The weight and the position of the handle may influence the performance of the mechanism.

COLORI COVER
COVER'S COLORS

STANDARD ABS
ABS STANDARD

Bianco Segnale Signal White RAL 9003	Grigio Seta Silk Grey RAL 7044	Grigio Ferro Iron Grey RAL 7011
Grigio Quarzo Quartz Grey RAL 7039	Marrone Grig Grey Brown RAL 8019	Nero Traffico Traffic Black RAL 9017

SLIMWINCH

Meccanismo di apertura per ante a ribalta
Openig mechanism for flap doors

Meccanismo di apertura per ante a ribalta, SlimWinch si distingue per il design ultrasottile con uno spessore di soli 12 mm (13,5 mm con cover). È disponibile per montaggio esterno con cover o incassato con cover a filo, offrendo massima flessibilità progettuale. La lunghezza del cavo e la forza della molla sono regolabili. Un sistema brevettato compensa il peso dell'anta in chiusura, riducendo lo sforzo dell'utente.

Opening mechanism for flap doors, SlimWinch stands out for its ultra-slim design with a thickness of just 12 mm (13.5 mm with cover). It is available for external mounting with cover or recessed mounting with flush cover, ensuring design flexibility. Cable length and spring force are adjustable. A patented system compensates the door's weight during closing, minimizing user effort.

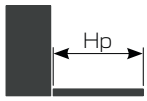

Altezza anta 20 - 48 cm
Door's height 20 - 48 cm

Peso anta max 14 Kg
Door's weight max 14 Kg



Meccanismo simmetrico
Symmetric mechanism



SLIMWINCH
+
ANKOR GT

Apertura e chiusura ammortiz
Soft opening and closing

Regolazione angolo apertura
Opening angle adjustment

TIPOLOGIE
TYPOLOGIES

ESTERNO CON COVER
EXTERNAL WITH COVER

INCASSATO CON COVER A FILO
CONCEALED WITH FLUSH COVER

LAVORAZIONI SPALLA MONTAGGIO ESTERNO
SIDE PANEL'S MACHINING EXTERNAL MOUNTING

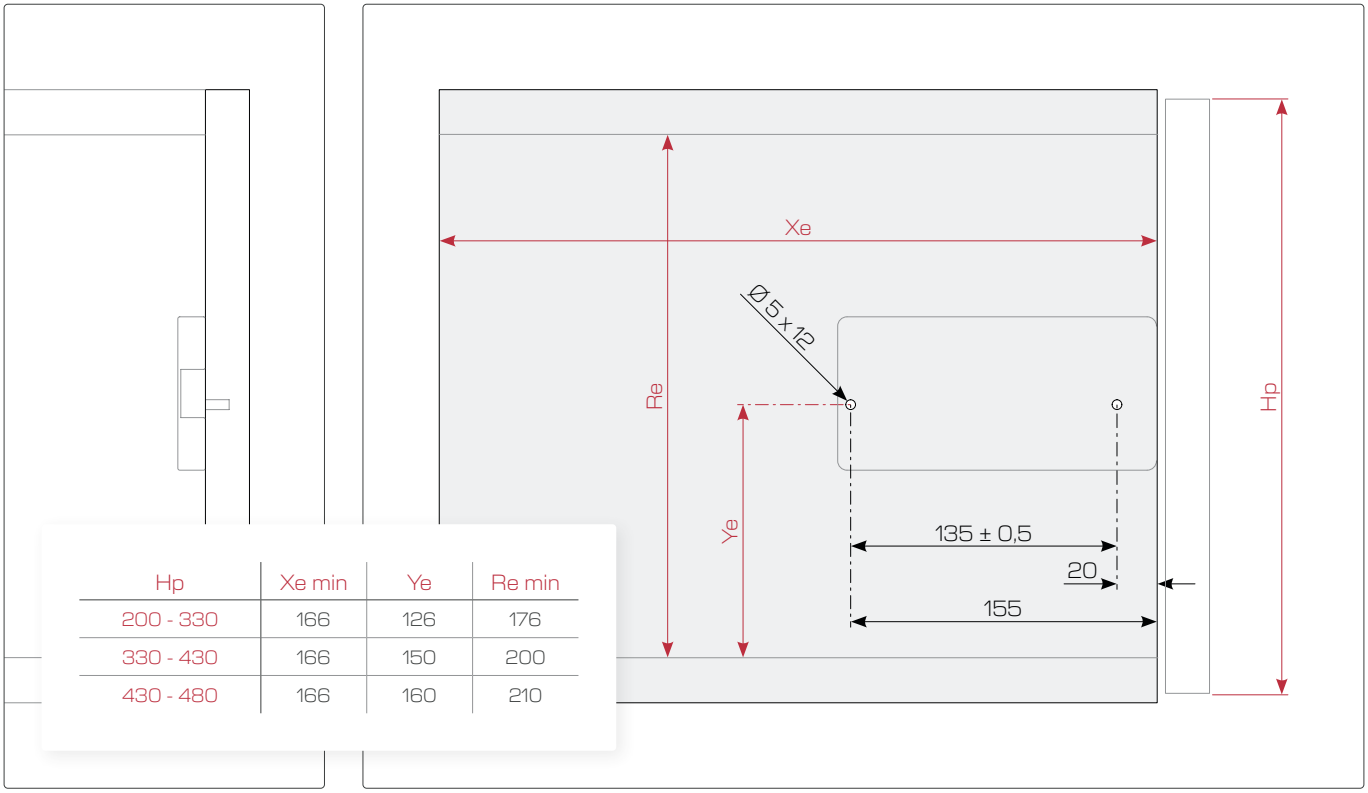

Hp	Xe min	Ye	Re min
200 - 330	166	126	176
330 - 430	166	150	200
430 - 480	166	160	210

LAVORAZIONI SPALLA MONTAGGIO INCASSATO
SIDE PANEL'S MACHINING CONCEALED MOUNTING

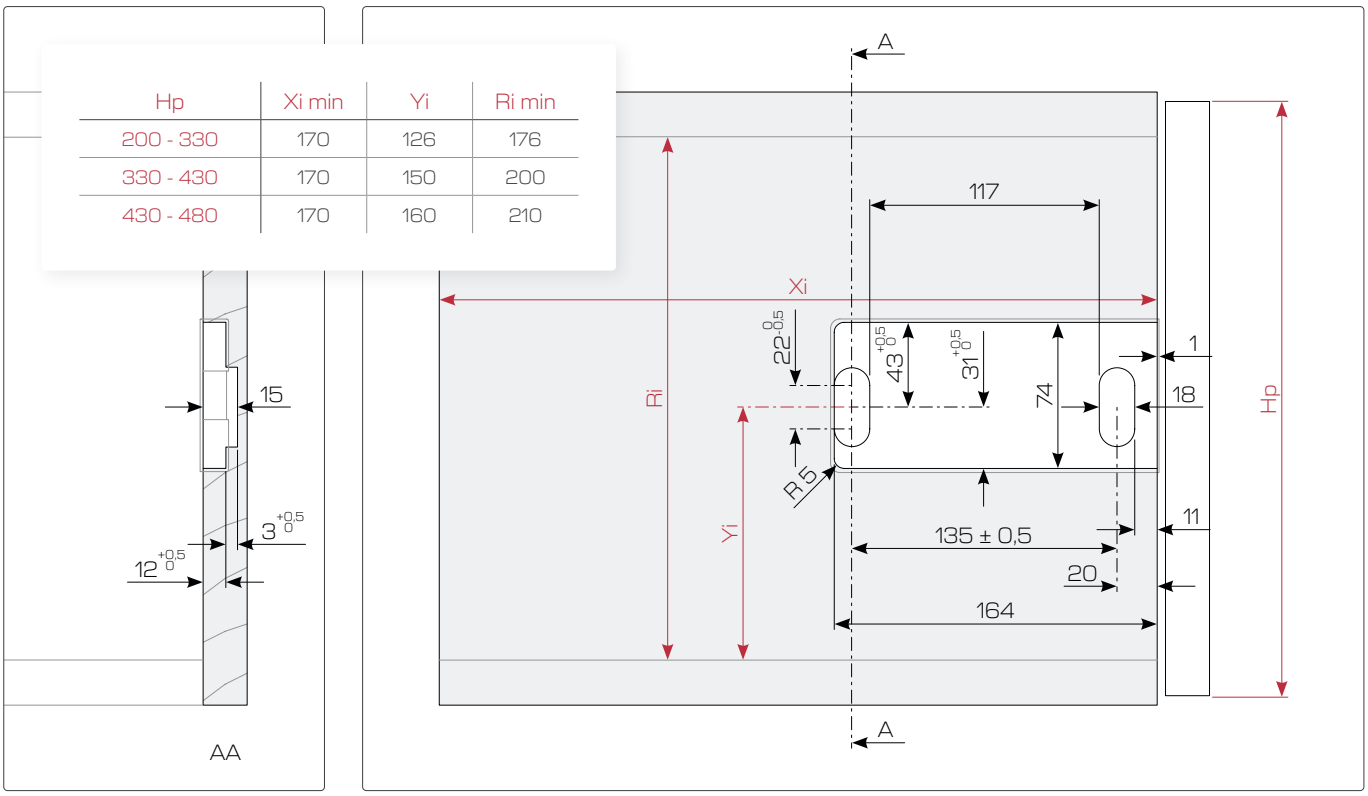

Hp	Xi min	Yi	Ri min
200 - 330	170	126	176
330 - 430	170	150	200
430 - 480	170	160	210

LAVORAZIONI ANTA ATTACCO INCASSATO
DOOR'S MACHINING CONCEALED DOOR'S CONNECTION

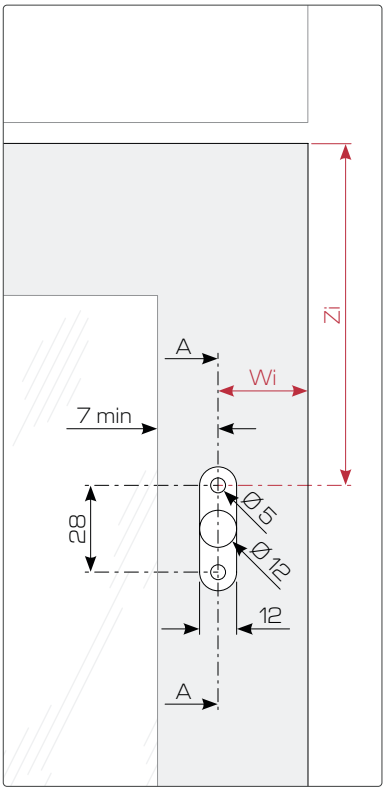

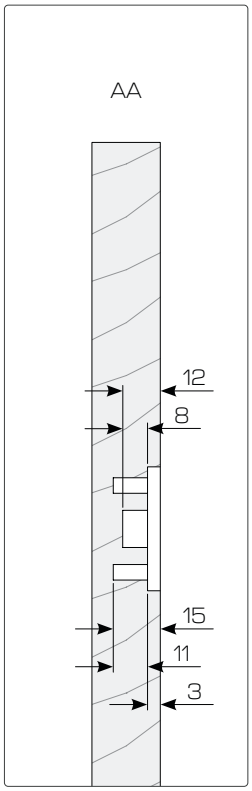

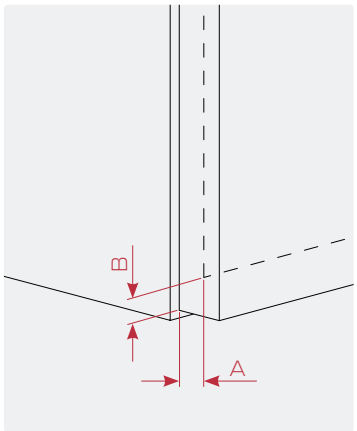

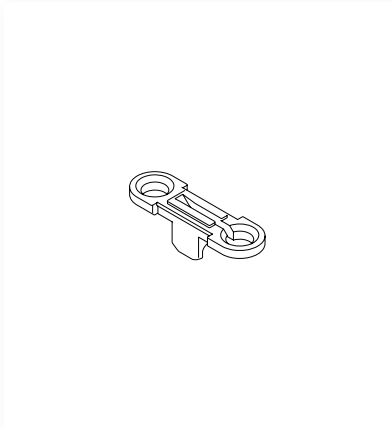

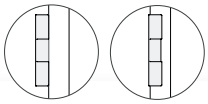

Hp	Zi	Wi	Wi
200 - 330	B + Y + 11	A + 6	A - 6
330 - 430	B + Y + 11	A + 6	A - 6
430 - 480	B + Y + 11	A + 6	A - 6

MONTAGGIO ATTACCO ANTA INCASSATO
DOOR'S CONNECTION MOUNTING

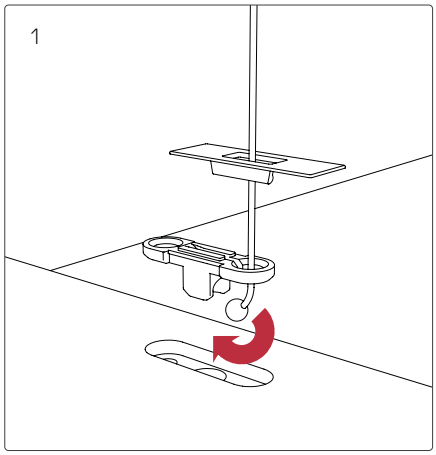

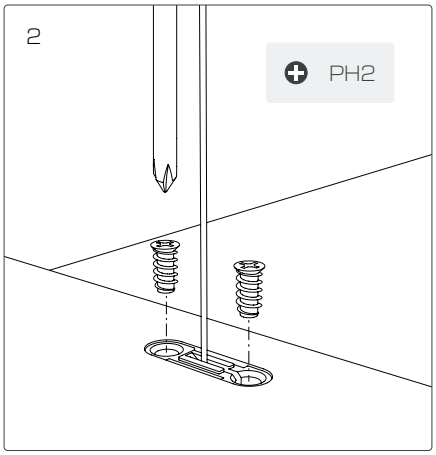

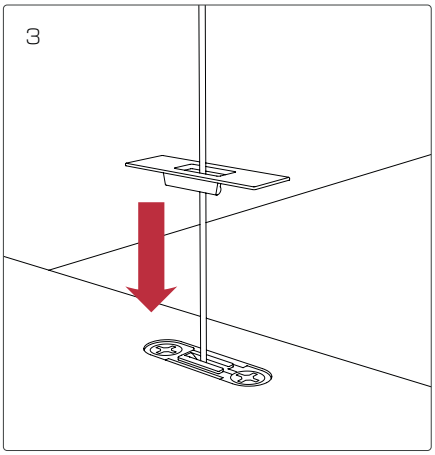

MONTAGGIO ESTERNO MECCANISMO
EXTERNAL MECHANISM MOUNTING

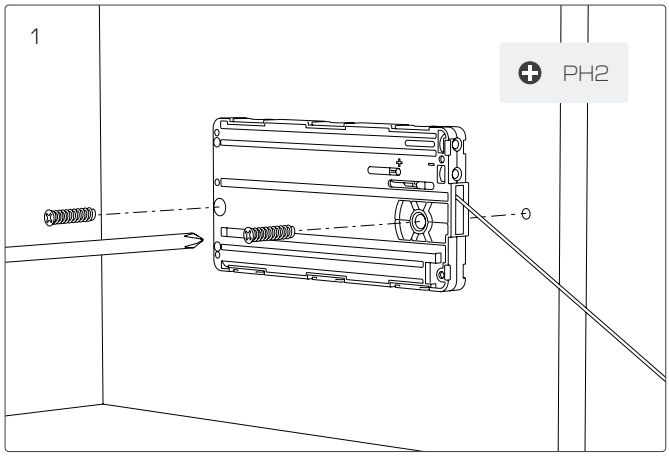

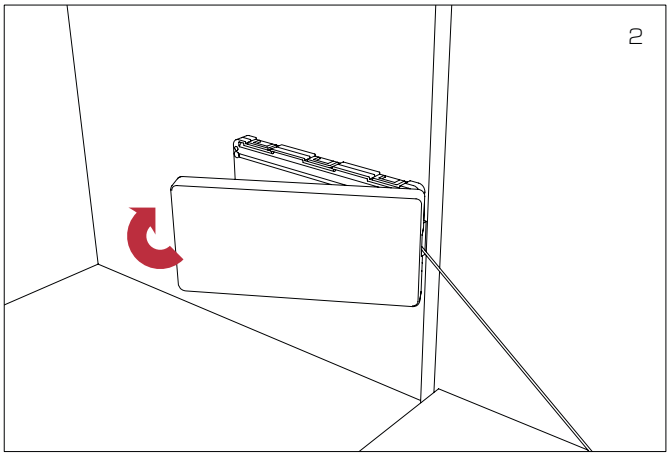

MONTAGGIO INCASSATO MECCANISMO
CONCEALED MECHANISM MOUNTING

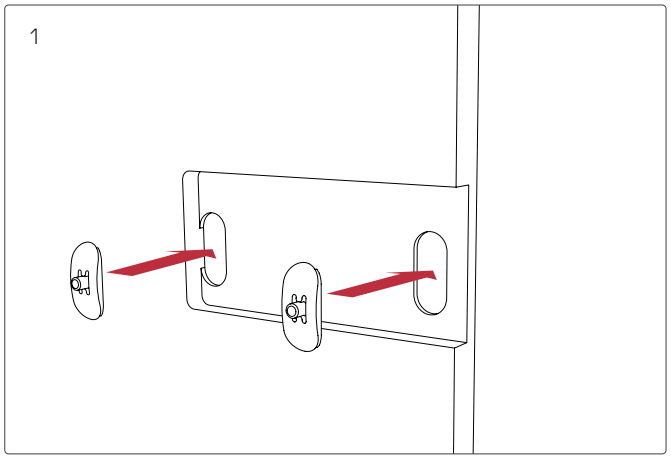

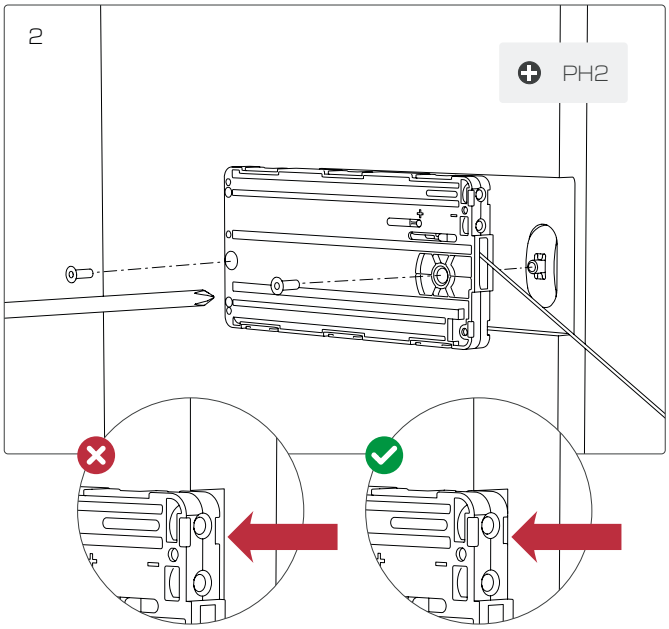

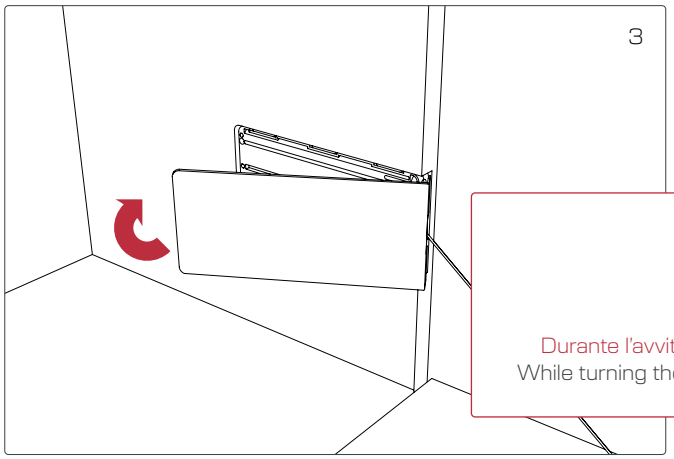

Durante l'avvitamento, tenere SlimWinch ben appoggiato contro gli espansori.
While turning the screws, hold SlimWinch well pressed against the two expanders.

REGOLAZIONI
ADJUSTMENTS

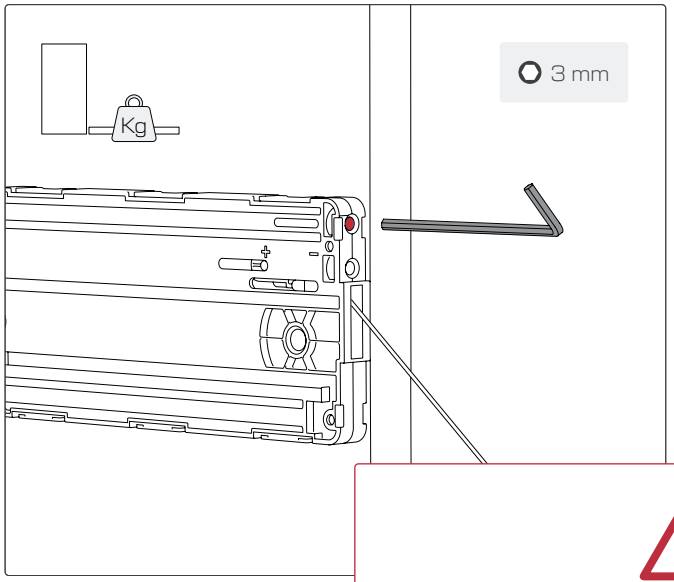

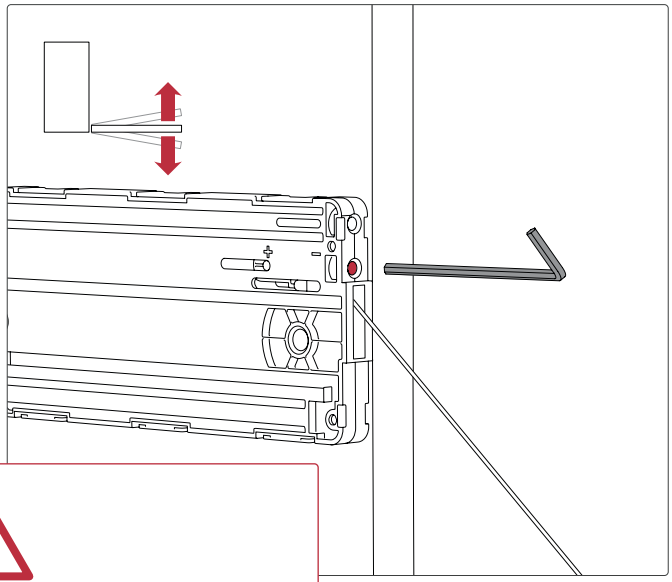

Sorreggere l'anta mentre si effettuano le regolazioni.
Hold up the door while making the adjustments.

TABELLE PESI ANTA
DOOR'S WEIGHT TABLES

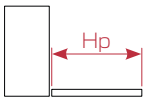

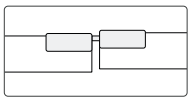

Con cerniera 1 perno
With 1 bolt hinge

Hp	Kg											
	MOLLA 4 SPRING 4		MOLLA 6 SPRING 6		MOLLA 10 SPRING 10		MOLLA 14 SPRING 14		MOLLA 16 SPRING 16		MOLLA 20 SPRING 20	
	SW x 1	SW x 2	SW x 1	SW x 2	SW x 1	SW x 2	SW x 1	SW x 2	SW x 1	SW x 2	SW x 1	SW x 2
200 - 230	2,6 - 3,4	5,2 - 6,8	3,4 - 4,4	6,2 - 8,4	4,5 - 6,2	8,4 - 11,6	5,5 - 7,4	11,6 - 14,8	-	-	-	-
230 - 270	2,2 - 2,8	4,8 - 6	2,8 - 3,9	5,6 - 7,3	4 - 5,4	7,6 - 10,7	5,3 - 7,4	9,9 - 12,4	6,7 - 8,9	12,5 - 15,7	7,7 - 9,3	14 - 19,1
270 - 330	2,3 - 2,7	4,1 - 5,3	2,7 - 3,3	4,7 - 6,1	3,4 - 5,2	6,2 - 8,7	4,7 - 6,1	8,4 - 11	5,3 - 6,7	9,5 - 12,6	6,3 - 7,9	11,8 - 15
330 - 380	-	3,6 - 4,2	2,3 - 2,7	4 - 5,4	3 - 4,6	5,6 - 7,8	4 - 5,6	7,8 - 10,4	4 - 5,6	8 - 11,2	5,6 - 6,8	10,4 - 12,8
380 - 430	-	3,5 - 4,4	2,4 - 2,9	4,2 - 5,6	3,1 - 4,1	5,7 - 7,3	4,1 - 4,9	7,9 - 10,3	4 - 6	8 - 11,2	5,7 - 7,1	11,1 - 13,5
430 - 460	-	3 - 3,8	2 - 2,5	3,6 - 5,1	2,5 - 3,4	5,1 - 7,2	3,9 - 5,2	7,2 - 8,7	4 - 6,1	7,8 - 10,3	5,3 - 6,2	10,2 - 12
460 - 480	-	3,3 - 3,9	1,8 - 2,6	3,9 - 4,9	2,7 - 3,2	5 - 7,1	3,6 - 4,4	7 - 8,6	4 - 5,5	7,5 - 9,8	5,3 - 6,2	9,8 - 13

Il peso e la posizione della maniglia possono influenzare le prestazioni del meccanismo.
The weight and the position of the handle may influence the performance of the mechanism.

COLORI COVER
COVER'S COLORS

STANDARD ABS
ABS STANDARD

Bianco Segnale
Signal White
RAL 9003

Grigio Seta
Silk Grey
RAL 7044

Grigio Ferro
Iron Grey
RAL 7011

Grigio Quarzo
Quartz Grey
RAL 7039

Marrone Grig
Grey Brown
RAL 8019

Nero Traffico
Traffic Black
RAL 9017

EFFEGIBREVETTI

Incluso nel catalogo EFFEGI BREVETTI:

CERNIERE per:
Ante a battente
Ante a ribalta

FISSAGGI:
Bussole a espansione
Orizzontali
Verticali
A scatto
Livellatori
Reggipiani

MECCANISMI per:
Ante a ribalta
Ante a pantografo
Push to open

EFFEGI BREVETTI ha la facoltà di apportare ai prodotti tutte le modifiche e migliorie tecniche necessarie.

L'utilizzo di tutti i prodotti EFFEGI BREVETTI è consentito esclusivamente per gli scopi e nelle modalità previste dalla relativa documentazione tecnica.

Nel catalogo sono fornite informazioni dettagliate per una corretta applicazione. Per ogni prodotto:
Caratteristiche generali
Lavorazioni del mobile
Accessori opzionali
Istruzioni di montaggio
Tabelle delle forze
Colori e finiture
Imballaggio
Tabelle codici

Per informazioni riguardo quantità minime ordinabili e colori personalizzati si prega di rivolgersi all'indirizzo email info@effegibrevetti.com o compilare il form sul nostro sito web www.effegibrevetti.com.

EFFEGI BREVETTI è un'azienda con sistema di gestione qualità ISO 9001 certificato da DNV.

Included in EFFEGI BREVETTI's catalogue:

HINGES for:
Swing doors
Flap doors

FITTINGS:
Expansion bushings
Horizontal
Vertical
Snap
Levellers
Shelf supports

MECHANISMS for:
Flap doors
Pantograph doors
Push to open

EFFEGI BREVETTI reserves the right to make changes and technical improvements needed to the products.

All EFFEGI BREVETTI's products may only be used for the purposes and in the manner specified in the relevant technical documentation.

In the catalog detailed information is provided for the correct application. For every product:
General features
Cabinet machining
Optional accessories
Mounting instructions
Loads tables
Colors and finishes
Packaging
Code tables

For information regarding minimum order quantities and custom colors, please contact us at the email address: info@effegibrevetti.com or fill out the form on our the website www.effegibrevetti.com.

EFFEGI BREVETTI is a company with ISO 9001 quality management system certified by DNV.

EFFEGIBREVETTI

www.effegibrevetti.com

EFFEGI BREVETTI SRL

Via Cava Trombetta 17/25
20054 Segrate MI Italia

Tel +39 02 26921838
info@effegibrevetti.com

CAT WINCH V 2026 R 1